

# Thursday Timelines

## DO NOW:

1. Turn in any missing assignments

**2. Check absent binder, if you were absent recently.**

3. Turn to **page 569** in your textbook.

4. Answer the below questions in Thursday's box.

- How many years after the end of the Dark Ages does the Reformation begin?
- ¿Cuántos años después del final de la Edad Oscura comienza la Reforma?
- How many years between the printing of the Bible and the Reformation?
- ¿Cuántos años transcurrieron entre la impresión de la Biblia y la Reforma?
- How many years passed between the beginning of the Reformation and the Catholic Church Reform?
- ¿Cuántos años pasaron entre el comienzo de la Reforma y la Reforma de la Iglesia Católica?
- How many years between Columbus and the Inquisition?
- ¿Cuántos años entre Colón y la Inquisición?

# Things you should know...

PowerSchool was updated yesterday!


Turn in your missing assignments ASAP!

There are only 9 school days left of this quarter.

Grade replacement assignment on posted on the website,  
on the left desk, and emailed to you.

Tutoring/Recovery is on Tuesdays and Thursdays from  
2:30 to 4:00pm.

# Share Do Now Responses.



**NO  
PHONE  
ZONE**



# Quiz Procedure

**NO  
PHONE  
ZONE**



- **You will have 12 minutes!**
- Do not start until you are given permission!
- **Refrain (Please do not) talk during the Quiz.**
- **Cheating of any kind will result in a ZERO!**
  - Sign to show that you have credibility
- When you are done, draw me a pretty picture on the back.



# DBQ Rubric


- Read over the Rubric / [Lea sobre la rúbrica](#)
- Do you have any questions? / [Preguntas?](#)

**Reformation Project Rubric:**

	5	4	3	2	1
Seminar Participation	Student stated their opinion and added to another's	Student stated their opinion and made two comments	Student stated their opinion during the seminar	Student participated in the seminar	Student did not participate during the seminar
Claim/Thesis Statement	Student included a thesis and three claims	Student included a thesis and two claims	Student included a thesis and one claim	Student included a thesis without a claim.	Student did not include a thesis or claim.
Properly cited citation	Student properly cited two documents.	Student properly cited one document.	Student mentioned document but it is not properly cited.	Student mentioned document without analysis.	Student did not mention or cite a document.
Format (Mechanics/ Grammar)	Student has three clear paragraphs with minimal mechanical and grammatical errors.	Student has three clear paragraphs with a few mechanical and grammatical errors.	Student has two clear paragraphs with many mechanical and grammatical errors.	Student has one clear and concise paragraph	Students does not have coherent paragraphs

# Background Essay: Caption Method

We are going to chunk (**pedazo**) and summarize (**resumir**) this essay using the caption method.

The Protestant Reformation was a cultural and political change that splintered the Catholic Church in Europe, setting in place the structures and beliefs that would define the Protestant religion. Reformers like Martin Luther, John Calvin, and Henry VIII challenged papal authority and questioned the Catholic Church's ability to define Christian practice. 

## Caption Method:

You will summarize each section with a hashtag (#) or a movie caption or song title.

## Método de subtítulos:

Resumirá cada sección con un hashtag (#) o un título de la película o canción.

# Background Essay: Caption Method

- Individually and Quietly
  - Read the rest of the essay and use the caption method for each section.
  - Lee el resto del ensayo y usa el método de subtítulos para cada sección.
- Class
  - What captions do you have for each section?

CAPTION This

**share**

# Index Card Summary

**Directions:** Put all of your captions into complete sentences and onto to an index cards. Write your name on the blank side of the index card.

Coloque todas sus leyendas en oraciones completas y en un índice de tarjetas.  
Escriba su nombre en el lado en blanco de la tarjeta de índice.

## Complete Sentence Structure:

1. Subject
  1. Noun; what is it about?
2. Predicate
  1. Verb; what is the action?
3. It has to make sense
4. Capitalization
  1. First letter in sentence
  2. Any proper nouns
5. Punctuation

## Background Essay Summary

The Reformation challenged the Catholic Church.

**Turn in to me!**



# Homework

- Doing your homework tonight **helps** your test grade.
- Not doing your homework will guarantee a NON passing grade.

1. **Skim over the documents** / Revisar los documentos
2. **Identify unfamiliar words and find definitions** / Encuentra palabras desconocidas y defínelas.
3. **Annotate the document [Make notes for yourself]** / Anotar el documento
4. **Read the documents A, B, C, and Timeline closely** / Lea los documentos A, B, C y la línea de tiempo detenidamente.
5. **Answer the questions under Document A, B, and C** / Responda las preguntas bajo el documento A, B y C

**Is Martin Luther a Victim or a Rebel?**

# Seminar Rules

We are getting ready to have a modified Paideia Seminar, a collaborative, intellectual dialogue about a text, facilitated with open-ended questions.

The main purpose of seminar is to arrive at a fuller understanding of the textual ideas and values in this speech of ourselves and of each other. We are going to work together and practice thinking about the reformation.

As the facilitator, I will be taking notes on talk turns and discussion flow.

# Seminar Rules

As participants, I am asking you think, listen, and speak candidly about your thoughts, reactions, and ideas.

You do not need to raise your hands in order to speak; rather, the discussion is collaborative in that you try to stay focused on the main speaker and wait your turn to talk.

You should try to both agree and disagree in a courteous, thoughtful manner.

# Seminar Rules

As we are discussing these texts you are filling out Part 3, the Compare and Contrast Chart.

Write down your peer's thoughts in the two blank spaces for each document.

Column A is where you put Rebel or Victim and the third paragraph is where you write your peer's justification.

# Is Martin Luther a Victim or a Rebel?

Everyone will answer the question as we go around.

This will not count towards your required participation.

## Sentence Starters

- I think \_\_\_\_\_ because \_\_\_\_\_
- Based on the text Document \_\_\_\_, I think \_\_\_\_\_
  - What I hear you saying is...
- I can add support to \_\_\_\_\_ with Document \_\_\_\_\_
- I agree/disagree with \_\_\_\_\_ but/because \_\_\_\_\_
  - How does the text support that idea?
  - Does this document support that idea?

Can you say that again? I am not sure I fully understand your point.

# Analysis

- Using the information mentioned in our seminar and your own analysis fill in the chart and answer the two questions.

	1517	1545
<b>Tone: Use specific language</b>		
<b>Place in Life: What was his life like at the time?</b>		
<b>Disagreement with Church: How did his issues change?</b>		

1. Why do you think Luther's account of his break from the Church change?

2. Which source might you trust more? Why?

# Brain Break



# Intro: Thesis Statement

1. What is a thesis?
2. What is a claim?
3. How many claims does a thesis statement need?
4. How many sentences should your thesis statement have?



Full Name

10.18.18

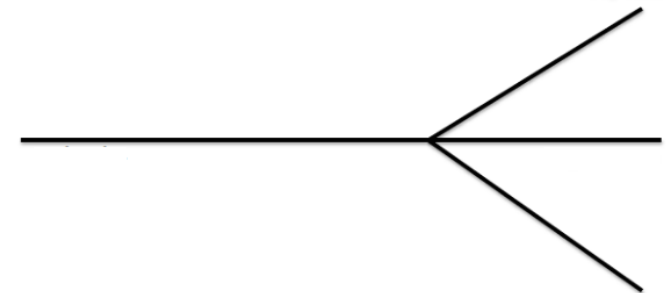
World History

Block #

DBQ: Thesis Statement

DBQ Question:

Is Martin Luther a rebel or a victim?



Martin Luther is a rebel because...

Martin Luther is a victim because...





# Introduction

Introduction:

Thesis Statement and Historical Context

Use your index card summary to help you introduce the Reformation to the reader.

Use el resumen de su tarjeta de índice para ayudarlo a presentar la Reforma al lector.

Add when, where, and why to your thesis statement to answer the DBQ question and provide the reader with a whole picture.

Agregue cuándo, dónde y por qué a su declaración de tesis para responder a la pregunta de DBQ y brindar al lector una imagen completa.

**Is Martin Luther a Victim or a Rebel?**

# Introduction Example

Introduction:

## Thesis Statement and Historical Context

Captions/Hashtags

- #ReformationdividesChurch.
- Martin Luther caused brouhaha!
- Ball of Confusion

Subtítulos / Hashtags

- #Reformadividelaiglesia
- Martín Lutero causó confusión.

**The Protestant Reformation divided the Church. It was started by Martin Luther.**

**La Reforma protestante dividió a la Iglesia. Fue iniciado por Martín Lutero.**

# Is Martin Luther a Victim or a Rebel?

# Paragraph Breakdown

Introduction:

Thesis Statement and Historical Context

Body Paragraph:

Your top claim and two documents that support that claim.

A proper citation is required to get the highest points.

Conclusion:

Summary or restate your argument using different words.

# Body Paragraph

What is your strongest claim that is backed up by two documents?

Start your body paragraph with a transition sentence.

This sentence introduces your strongest claim to your reader.

Example:

The lyrics make 90s music better than today's music.



Full Name

10.18.18

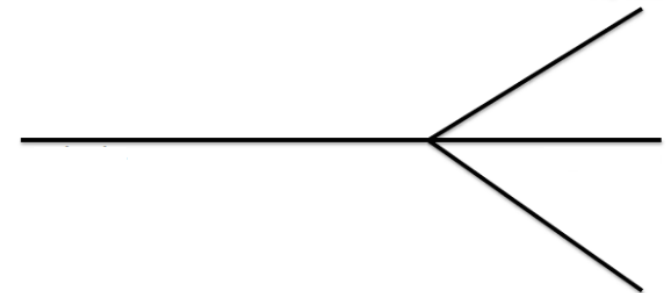
World History

Block #

DBQ: Thesis Statement

DBQ Question:

Is Martin Luther a rebel or a victim?



Martin Luther is a rebel because...

Martin Luther is a victim because...



# Paragraph Breakdown

Introduction:

Thesis Statement and Historical Context

Body Paragraph:

Your top claim and two documents that support that claim.

A proper citation is required to get the highest points.

Conclusion:

Summary or restate your argument using different words.

# Conclusion Paragraph

- Restate your thesis and strongest claim in a different way

## **Examples:**

**The artists of the 90s knew how to make music.**

**Martin Luther was an innocent man.**

**Martin Luther beat to his own drum.**

# Final Draft Requirements

You will type up or write your final draft.

## Type

- Use Google Docs or Microsoft Word
- Font must be Times New Roman
- Font Size must be 12
- Page Margins should be 1 inch all around
- Proper heading written at the top of the document
  - Full Name, Date, Block, Class, and Title
- Each paragraph should be indented
- Name your document with your Last Name and Reformation Essay
  - Example: Hall Reformation Essay

## Write

- Use College Rule Loose Leaf Paper
- Write with Black or Blue Ink
- Write carefully and legibly in a medium size
- Do not include fringe or write outside the lines on your paper
- Proper heading written at the top of the paper
  - Full Name, Date, Block, Class, and Title
- Each paragraph should be indented

## Homework

- Finish your thesis statements



How good do you think your thesis is?



1



2



3



4



5

# **\*\*Electronic Submissions ONLY\*\***

## Homework

### Homework

1. Review documents for discussion
2. Turn in Missing Assignments
3. Grade Replacement Assignment
4. Review/Study your notes


### Electronic Submission Rules

- If work is emailed, it must arrive the night before the due date.
  - If the due date is Monday, your work needs to be in my inbox on Sunday night at 11:59:59!
- If the email comes in at 12:00, it will be assessed a late penalty.
- Print outs of assignments maybe turned in within the first five minutes of class.
- If the assignments is handed in after five minutes, it will be assessed a late penalty.
- Handwritten assignments will NOT be accepted unless given express permission

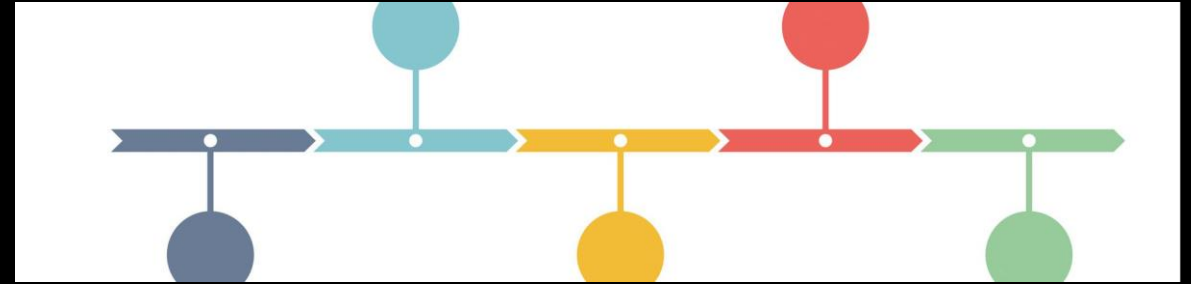
# Extra Help Materials

- First Quarter Materials
  - Review Game:
    - <https://join.quizizz.com/696922>
- Historical Tools:
  - Primary and Secondary Sources
    - <https://youtu.be/xldm6RguzRM>
  - Timeline
    - <https://youtu.be/842mEdbuTJs>
  - Continents and Oceans
    - <https://youtu.be/OCihWUruLRY>
- Early Humans
  - <https://youtu.be/bhzQFIZuNFY>
  - <https://youtu.be/Y1FaVW1nCuc>
- River Valley Civilizations
  - Fertile Crescent:
    - <https://youtu.be/RbKEASap4OE>
    - [https://youtu.be/sohXPx\\_XZ6Y](https://youtu.be/sohXPx_XZ6Y)
  - Egypt:
    - <https://youtu.be/960mk5JRSBk>
    - <https://youtu.be/Z3Wvw6BivVI>
  - China:
    - <https://youtu.be/t4ADyduFCys>
    - <https://youtu.be/yIWORyTo4>
  - Indus River:
    - <https://youtu.be/9peDRkO-TLc>
    - <https://youtu.be/n7ndRwqJYDM>
- Religions
  - Hinduism: <https://youtu.be/lmV2Wd8bOcc>
  - Buddhism: <https://youtu.be/uajX2cSTmll>
  - Judaism: <https://youtu.be/HyEaAcPGAhA>
  - Christianity: <https://youtu.be/Ut-UOhY0s8E>
  - Islam:
    - <http://bit.ly/IslamPopQ>
    - <https://youtu.be/TpcbfxtdoI8>
    - <https://youtu.be/IOF5Xsh7K5Y>
    - <https://youtu.be/zvy0Cb0iHa8>
- Greece
  - <https://youtu.be/5FVpL4ma8nQ>
  - <https://youtu.be/Q-mkVSasZIM>
  - <https://youtu.be/0F5qlu3nSDY>
  - <https://youtu.be/JgG9Go1Pdug>
  - <https://youtu.be/KbhUtZB5EqY>
- Rome
  - <http://bit.ly/RomanVocab122>
  - <http://bit.ly/RomanFallFactors>
  - <https://youtu.be/m5V-IK1cEtE>
  - <https://youtu.be/mFYHmIn0qLg>
  - <https://youtu.be/3PszVWZNWVA>
  - <https://youtu.be/FI1ylg4GKv8>
  - <https://youtu.be/rCzxqSpu9wM>
- Test Taking Strategies
  - <https://youtu.be/mPnt9AFaTdc>
  - [https://youtu.be/Q1y8c\\_MZYvE](https://youtu.be/Q1y8c_MZYvE)
  - <https://youtu.be/AlsdnhNDmyY>
  - <https://youtu.be/l-gQLqv9f4o>
- Middle Ages
  - <https://youtu.be/QV7CanyzhZg>
  - [https://youtu.be/GqeiY\\_ZvFH0](https://youtu.be/GqeiY_ZvFH0)
  - <https://youtu.be/cTTaVnZyG2g>
  - <https://youtu.be/Gd4lopIPObA>
  - <https://youtu.be/GVMvl05hCrI>
- Crusades
  - [https://youtu.be/Dv\\_Gussoya8](https://youtu.be/Dv_Gussoya8)
- Development of England/France:
  - <http://bit.ly/100YWG>
  - [https://youtu.be/F\\_5My8XH-n0](https://youtu.be/F_5My8XH-n0)
  - <https://youtu.be/ZdHdZ77WvWM>
  - <https://youtu.be/EsMenflFprw>
- Conflicts in the Middle Ages
  - <https://youtu.be/5Wre7IF9rKs>
  - [https://youtu.be/Ya\\_BL8nqkUk](https://youtu.be/Ya_BL8nqkUk)
  - [https://youtu.be/fu\\_ZU9P2fv8](https://youtu.be/fu_ZU9P2fv8)
  - <https://youtu.be/CgoBCyOixdQ>
- Black Death
  - <https://youtu.be/v8Gk1a-RMAM>
  - <https://youtu.be/kScxc9DPnY>
  - <https://youtu.be/sFUQCWghjWc>
  - <https://youtu.be/mVSHieg9Jac>

# Study Strategies!



- Go to <https://crosswordlabs.com/>
- Go through your packet of notes
- Create a TWENTY clue crossword
- Use vocabulary and proper nouns
- Save and email to a peer for a great review!



- Write the main historical events of the day on individual flash cards.
- Place the date on one side and the event on the other.
- Mix up the cards with the event facing you
- Put the cards in chronological order without looking at the dates