

Namaste, Ciao, Bom Dia, Bonjour, Ni Hao

1. Sit in your seat from yesterday
2. Turn in missing assignments
3. Check absent binder, if you were absent recently.
4. Take out a sheet of paper
5. Complete your heading, title, and EQ.
6. Write down your definition of a revolution.

<input type="radio"/>	Full Name	10.25.18
	World History	Block #
		Midterm Project
		EQ: What key information describes your revolution?
		Revolution!
<input type="radio"/>		
<input type="radio"/>		

Revolution Project Introduction

- You will have your final formal grade assignment of the quarter to complete on your non testing days.
 - 25th, 26th, 29th, and 30th
- This final product will be presented on the 30th.
 - If you are absent you, the highest you can receive is a 60.
- Your rubric shows exactly how you will be graded
- On the back is the format and requirements
- You will find out your groups and topics today.

Questions? Preguntas?



Write your name on a blank sheet of paper!

1. How many references are you required to have per person?
¿Cuántas referencias debes tener por persona?
2. How many points is good eye contact?
¿Cuántos puntos es buen contacto visual?
3. How long does your presentation have to be?
¿Cuánto tiempo tiene que ser su presentación?
4. What do you need on each slide and how many is the max?
¿Qué necesita en cada diapositiva y cuántos es el máximo?
5. How many pulse check questions must your whole group create?
¿Cuántas preguntas de control de pulso debe crear todo tu grupo?

**Pop
Quiz**



5:00

Revolution Project Groups and Topics

- Listen for your name
- Come up front to grab your information sheet.
- Discuss with your group members who is taking which topic. Inform Ms. Hall of your choices within 2 minutes.
- Start researching your topic!
- Use your textbook as your first source
- Second source can be credible website.
- Make sure you are citing/taking note of all websites you are using.

Citation Help

- Your last slide should be a Works Cited Page in MLA format
- This is where you show where you received all of your information from including the pictures that you use.
- I have printed a sheet that helps you to create a MLA Citation or you can use websites like Easybib.org or Citation Machine.
- Example

“Revolutions Sweeps the West.” World History,
Houghton Mifflin Harcourt Publishing Company,
2017, pp. 780–782.

Exit Ticket

1. Take out a sheet of paper
2. Write your heading and title
3. Write down
 1. Three facts you learned about your revolution.
 2. Two things that will be in your presentation.
 3. One question you have on the material

<input type="radio"/>	Full Name	10.25.18
	World History	Block #
	Exit Ticket	
	3-2-1	
	3	<ul style="list-style-type: none">• I learned• I learned• I learned
<input type="radio"/>	2	<ul style="list-style-type: none">• _____ will be in my presentation• _____ will be in my presentation
	1	<ul style="list-style-type: none">• One question I have is...
<input type="radio"/>		

Namaste, Ciao, Bom Dia, Bonjour, Ni Hao

1. Sit in your seat from yesterday
2. Turn in missing assignments
3. Check absent binder, if you were absent recently.
4. Take out a sheet of paper
5. Complete your heading, title, and EQ.
6. Think about and list all of your favorite ways to learn information in school.

<input type="radio"/>	Full Name	10.26.18
	World History	Block #
		Midterm Project
		EQ: What key information should be included in your presentation?
		What is your favorite way to learn information in class?
<input type="radio"/>		
<input type="radio"/>		

Research to Presentation

Today you should finish your research and your particular slides of information.

You should be ready to collaborate with your peers to create one final project.

Decide if you will create a Presentation or a Prezi.

Decide on pictures.

Make sure you have cited your pictures and explained why you chose that particular picture.

With your partners you should create your own pulse check questions or guided notes. The questions will be provided to your peers so that they can follow along with your presentation.

I would recommend having one Pulse Check Question per slide and then trimming them to what is the most important information.

I have examples of both of these.

EXAMPLE SLIDE

The Neolithic Revolution

- The **Neolithic Revolution** or the **Agricultural Revolution** changed human history forever.

This event occurred during the Neolithic Age around 10,000 BCE.

The major change that happened during this time was that humans became more sedentary instead of nomadic.



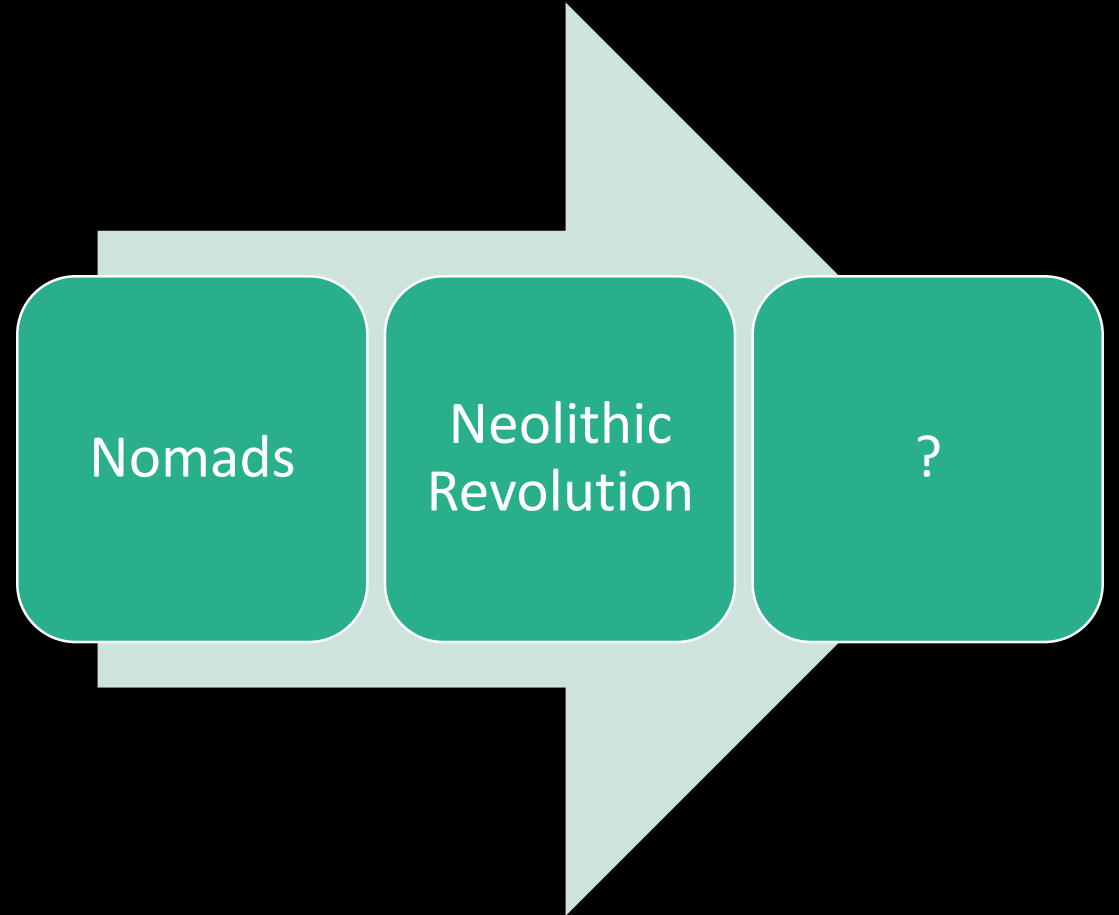
People
learned to
farm and
domesticate



Pulse Check

Guided Note

How did the
Neolithic
Revolution
change human
society?



Exit Ticket

1. Take out a sheet of paper
2. Write your heading and title
3. Write down three vocabulary words.
4. Explain your revolution with just the vocabulary words you chose.

<input type="radio"/>	Full Name	10.25.18	
	World History	Block #	
	Exit Ticket		
	Word Splash		
	Vocab 1	Vocab 2	Vocab 3
<input type="radio"/>	A few sentences that explain your revolution.		
	Example:		
	Farming; domestication; Agriculture Revolution		
<input type="radio"/>	The Neolithic Revolution is a revolution because it changed human's lifestyle. It is also called the Agricultural Revolution because without it people would not have agriculture. This is the shift because people learned how to farm and domesticate animals. What makes this revolutionary is that people did not have to follow their food. They can be sedentary and be self-sufficient.		

****Electronic Submissions ONLY****

Homework

Homework

1. Missing Assignments
2. Grade Replacement Assignment
3. Prepare for Midterms

Electronic Submission Rules

- If work is emailed, it must arrive the night before the due date.
 - If the due date is Monday, your work needs to be in my inbox on Sunday night at 11:59:59!
- If the email comes in at 12:00, it will be assessed a late penalty.
- Print outs of assignments maybe turned in within the first five minutes of class.
- If the assignments is handed in after five minutes, it will be assessed a late penalty.
- Handwritten assignments will NOT be accepted unless given express permission

Extra Help Materials

- First Quarter Materials
 - Review Game:
 - <https://join.quizizz.com> 696922
- Historical Tools:
 - Primary and Secondary Sources
 - <https://youtu.be/xIdm6RguzRM>
 - Timeline
 - <https://youtu.be/842mEdbuTJs>
 - Continents and Oceans
 - <https://youtu.be/OCihWUruLRY>
- Early Humans
 - <https://youtu.be/bhzQFIZuNFY>
 - <https://youtu.be/Y1FaVW1nCuc>
- River Valley Civilizations
 - Fertile Crescent:
 - <https://youtu.be/RbKEASap4OE>
 - https://youtu.be/sohXPx_XZ6Y
 - Egypt:
 - <https://youtu.be/960mk5JR5Bk>
 - <https://youtu.be/Z3Wvw6BivVI>
 - China:
 - <https://youtu.be/t4ADyduFCys>
 - <https://youtu.be/yIWORyTo4>
 - Indus River:
 - <https://youtu.be/9peDRkO-TLc>
 - <https://youtu.be/n7ndRwqJYDM>
- Religions
 - Hinduism: <https://youtu.be/ImV2Wd8bOcc>
 - Buddhism: <https://youtu.be/uajX2cSTmll>
 - Judaism: <https://youtu.be/HyEaAcPGAhA>
 - Christianity: <https://youtu.be/Ut-UOhY0s8E>
 - Islam:
 - <http://bit.ly/IslamPopQ>
 - <https://youtu.be/Tpbcfxtdol8>
 - <https://youtu.be/IOF5Xsh7K5Y>
 - <https://youtu.be/zvy0Cb0iHa8>
- Greece
 - <https://youtu.be/5FVpL4ma8nQ>
 - <https://youtu.be/Q-mkVSasZIM>
 - <https://youtu.be/0F5qlu3nSDY>
 - <https://youtu.be/JgG9Go1Pdug>
 - <https://youtu.be/KbhUtZB5EqY>
- Rome
 - <http://bit.ly/RomanVocab122>
 - <http://bit.ly/RomanFallFactors>
 - <https://youtu.be/m5V-1K1cEtE>
 - <https://youtu.be/mFYHmln0qLg>
 - <https://youtu.be/3PszVWZNWVA>
 - <https://youtu.be/FI1ylg4GKv8>
 - <https://youtu.be/rCzqxSpu9wM>
- Test Taking Strategies
 - <https://youtu.be/mPnt9AFaTdc>
 - https://youtu.be/Q1y8c_MZYvE
 - <https://youtu.be/AIsdnhNDmyY>
 - <https://youtu.be/l-gQLqv9f4o>
- Middle Ages
 - <https://youtu.be/QV7CanyzhZg>
 - https://youtu.be/Gqey_ZvFHO
 - <https://youtu.be/cTTaVnZyG2g>
 - <https://youtu.be/Gd4lopIPObA>
 - <https://youtu.be/GVMvl05hCrl>
- Crusades
 - https://youtu.be/Dv_Gussoya8
- Development of England/France:
 - <http://bit.ly/100YWG>
 - https://youtu.be/F_5My8XH-n0
 - <https://youtu.be/ZdHdZ77WvWM>
 - <https://youtu.be/EsMenflFprw>
- Conflicts in the Middle Ages
 - <https://youtu.be/5Wre7IF9rKs>
 - https://youtu.be/Ya_BL8nqkUk
 - https://youtu.be/fu_ZU9P2fv8
 - <https://youtu.be/CgoBCyOixdQ>
- Black Death
 - <https://youtu.be/v8Gk1a-RMAM>
 - <https://youtu.be/kScxc9DPrnY>
 - <https://youtu.be/sFUQCWghjWc>
 - <https://youtu.be/mVSHieg9Jac>

Extra Help Materials {Cont.}

- First Quarter Materials
 - Review Game:
 - <https://join.quizizz.com/696922>
- Historical Tools:
 - Primary and Secondary Sources
 - <https://youtu.be/xldm6RguzRM>
 - Timeline
 - <https://youtu.be/842mEdbuTJs>
 - Continents and Oceans
 - <https://youtu.be/OCihWUruLRY>
- Reformation
 - <https://youtu.be/D7gtYwQ1ubk>
 - <https://youtu.be/1o8oIELbNxE>
 - https://youtu.be/Q2t9ZlbNJ_s
 - https://youtu.be/C4d_7dOC-GQ
 - <https://youtu.be/TOufxhVywKw>
 - https://youtu.be/M-9F7GPI_J4
- Early Americans and Africans
 - <https://youtu.be/S5Lp0KrQTqM>
 - <https://youtu.be/O3YJMaL55TM>
- Exploration
 - <https://youtu.be/vf82WAw0lqw>
 - <https://youtu.be/GD3dgiDreGc>
 - Flocabulary Video: Class code: **NJCSVB**
- Columbian Exchange
 - <https://youtu.be/dRBipnpq6Wg>
 - <https://youtu.be/OwMcRIjS3SM>
 - <https://youtu.be/HQPA5oNpfM4>


• Economics

- <https://youtu.be/b4pnutYN97U>
- <https://youtu.be/NWFXiHaGcWg>

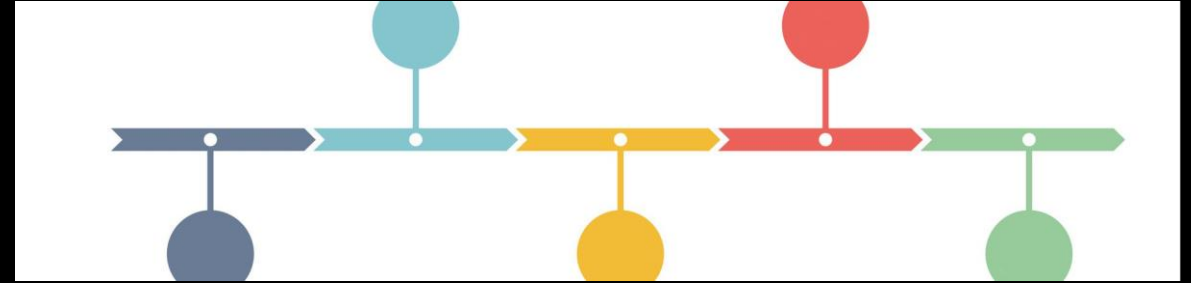
• Atlantic Slave Trade

- <https://youtu.be/0IJrhQE6DZk>
- https://youtu.be/dnV_MTFEGIY
- <http://bit.ly/2pbPbNv>

Study Strategies!



- Go to <https://crosswordlabs.com/>
- Go through your packet of notes
- Create a TWENTY clue crossword
- Use vocabulary and proper nouns
- Save and email to a peer for a great review!



- Write the main historical events of the day on individual flash cards.
- Place the date on one side and the event on the other.
- Mix up the cards with the event facing you
- Put the cards in chronological order without looking at the dates