

Welcome to World War I! Bienvenido al Primera Guerra Mundial!

1. If you were absent, check the absent binder.

2. Take out Do Now sheet and a planner/agenda

3. Write today's date in Wednesday's box

4. Write tonight's homework (escribir tarea) on the agenda  
[Homework (tarea) is in green (verde) on the left (izquierda)]

5. Place homework (tarea) on right side (lado derecho) of desk.

6. Put the agenda away and gather needed supplies like pens,  
pencils, and paper

7. Be ready to complete the Do Now when the bell rings.

# Do Now

Directions: Watch the video to answer the questions.

1. What was this video about?  
¿De qué trata el video?
2. What did this video make you think about or feel?  
¿Qué te hizo pensar o sentir este video?
3. Is this a piece of propaganda? Why or Why not?  
¿Es esta una pieza de propaganda?  
¿Por qué o por qué no?



<https://youtu.be/JdpspllWI2o>

Put Up Do Now

# Things you should know...

Missing assignments are on the back board.  
Las tareas que faltan están en el tablero trasero.

Tutoring/Recovery on Tuesday and Thursday from 2:30 to 4:00pm.  
Tutoría / Recuperación los martes y jueves de 2:30 a 4:00 pm.

PowerSchool has been updated.  
PowerSchool ha sido actualizado.

Grade boost packet is coming soon!  
Grado de información de paquetes de ayuda próximamente!

# Ms. Hall's SMART GOALS

1.

I will have students following procedures more than 75% of the time by the end of November. I'll reach my goal by reviewing procedures, reward students following procedures, and remind students of what the procedures are.


2.

I will have at least 50% of my students passing with a C or better by the end of November. I'll reach this goal by conducting One-on-Ones, reviewing vocabulary more, and creating opportunities for more hands on activities.

Question? Preguntas?



# Pop Quiz



Read all of the directions carefully before completing the tasks.

1. Take out a sheet of Paper
2. Write the Heading
3. Write Title: Pop Quiz
4. Number your paper 1 through 5.
5. Put your pens down when this is complete.

<input type="radio"/>	First and Last Name	11.13.18
	World History	Block #
		Pop Quiz
	1.	
<input type="radio"/>	2.	
	3.	
	4.	
<input type="radio"/>	5.	

**NO  
PHONE  
ZONE**



# Pop Vocabulary Quiz

**NO  
PHONE  
ZONE**



Directions: Choose five of the below vocabulary words to define.  
Instrucciones: Elija cinco de las siguientes palabras del vocabulario para definir.



<b>Propaganda</b>	<b>Propaganda</b>
<b>Nationalism</b>	<b>Nacionalismo</b>
<b>Imperialism</b>	<b>Imperialismo</b>
<b>Militarism</b>	<b>Militarismo</b>
<b>Alliance</b>	<b>Alianzas</b>
<b>Central Powers</b>	<b>Poderes centrales</b>
<b>Allied Powers</b>	<b>Poderes aliados</b>
<b>Schlieffen Plan</b>	<b>Plan de Schlieffen</b>
<b>Franz Ferdinand</b>	



# Today's Notes

Turn in your POP Quiz

Entrega tu prueba


Take out your notes  
from yesterday.

Saca tus apuntes de  
ayer.

<input type="radio"/>	First and Last Name	11.13.18
	World History	Block #
		World War I Start
		EQ: What are the consequences of alliances? How could you justify their use?
		1. SPARK: June 28, 1914
<input type="radio"/>		
		2. WWI Begins: 1914
		3. New Alliances
		4. WW1: Western Front
<input type="radio"/>		



Question? Preguntas?



# Pulse Check

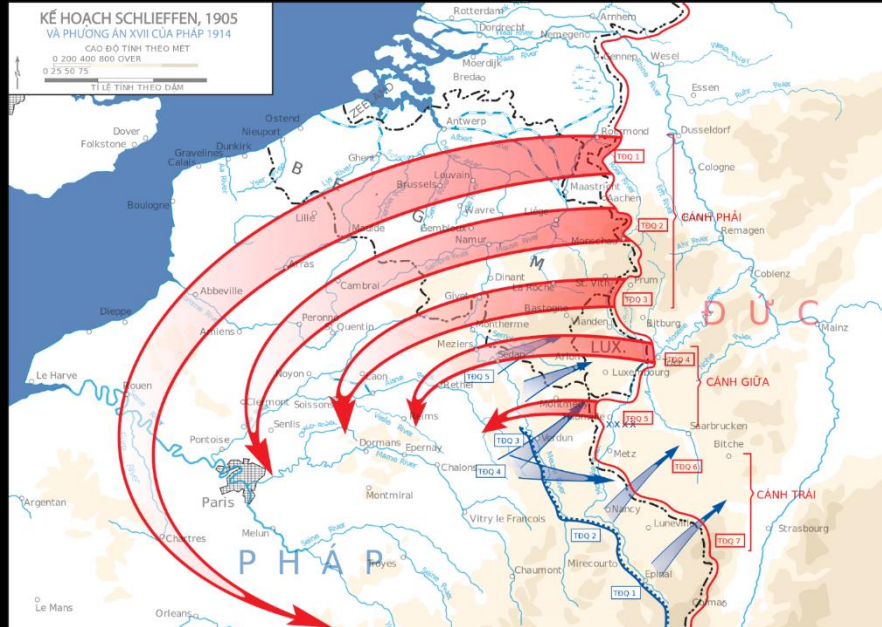


1. What was the Spark of WWI?  
¿Cómo comenzó la primera guerra mundial?
2. What country changed sides?  
¿Quién cambió de bando?

# WWI: Western Front

What was Germany's plan to fight in WWI?

¿Cuál fue el plan de Alemania para luchar en WWI?



Schlieffen Plan- Germany would defeat France quickly in the West and then rushed to the East to fight Russia

Schlieffen Plan-Alemania derrotaría a Francia rápidamente en Occidente y luego corrió hacia el Este para luchar contra Rusia



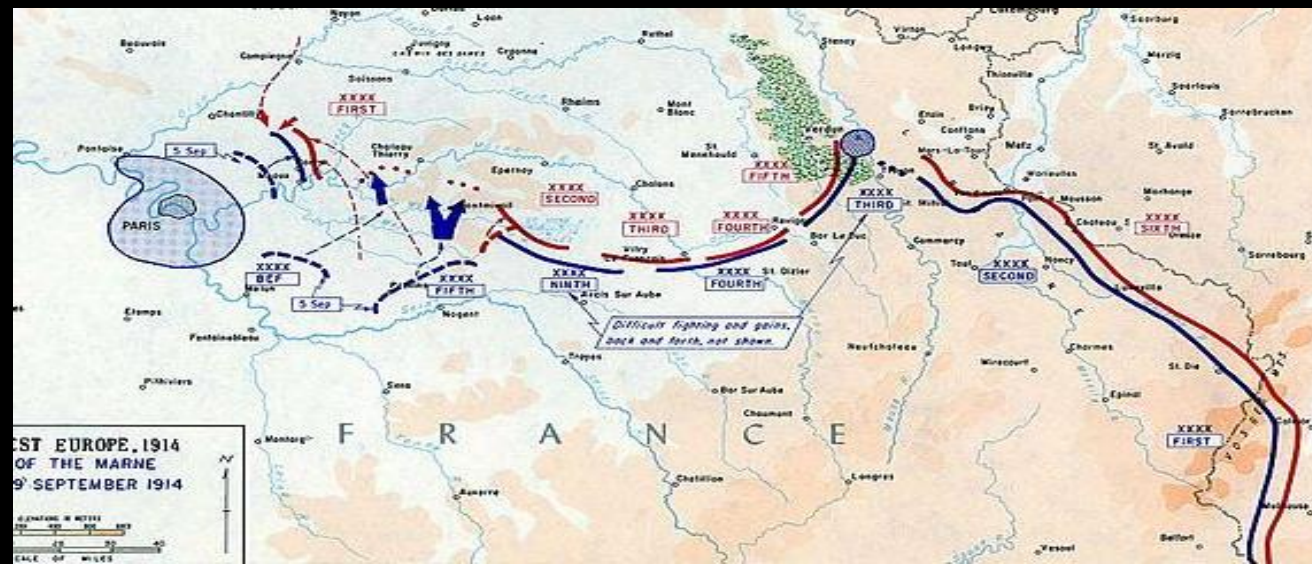
# WWI: Western Front

What battle was a turning point in WWI?

¿Qué batalla fue un punto de inflexión en WWI?

## First Battle of Marne (Sept. 1914) / Primera batalla de Marne

- French and British troops were able to force the Germans back  
Las tropas francesas y británicas pudieron obligar a los alemanes a retroceder.
- Schlieffen Plan failed and Germany had to fight on two fronts.  
Schlieffen Plan falló y Alemania tuvo que luchar en dos frentes.



Riddle Me this...





What do you think  
this led to?  
¿A qué crees  
que condujo  
esto?

# WWI: Western Front

What do you observe? ¿Qué observas?

Allied  
Powers



Central  
Powers

What can you infer? / ¿Qué puedes inferir?



# WWI: Western Front

War was at a stalemate or no progress could be made.

La guerra estaba en un punto muerto o no se podía avanzar.



Question? Preguntas?





# Pulse Check

1. What is a stalemate?

¿Qué es un punto muerto?

2. What is the Schlieffen Plan?

¿Qué es el Plan Schlieffen?



# Map and Comic

## Map (Extra Credit)

Directions: Utilize page 979 to label and color the WWI map.

Instrucciones: Utilice la página 979 para etiquetar y colorear el mapa de WWI.

- You need four different colors  
Necesitarás cuatro colores diferentes.
- Color 5 bodies of water  
Colorea 5 cuerpos de agua.
- Label 20 countries  
Etiqueta 20 países
- Color by alliance or neutrality  
Coloréalos según alianza o neutralidad.


## Comic (Homework)

Directions: Utilize your notes to fill in the questions on the comic.

Instrucciones: utiliza tus notas para completar las preguntas en el cómic.

- Read the questions carefully  
Lee las preguntas cuidadosamente
- Some responses go in the blanks  
Algunas respuestas van en blanco.
- Some responses go in the boxes  
Algunas respuestas van en las casillas.
- Do not answer question 12.  
No conteste la pregunta 12.

Question? Preguntas?



# Technology?

- What is technology? ¿que es la tecnologia?
- Is it positive or negative? ¿Es positivo o negativo?
- What are the advantages and disadvantages of technology?  
¿Cuáles son las ventajas y desventajas de la tecnología?

We are going to examine Technology in WWI.

# WWI Military Technologies

1. Receive a note sheet  
Recibe tus notas
2. In the first column, write down your predictions.  
En la primera columna, escriba sus predicciones.

How do you think this technology changed the war experience for combatants?

¿Cómo crees que esta tecnología cambió la experiencia de guerra para los combatientes?



# WWI Military Technologies: Gallery Walk

Directions: In groups of three you will identify the nine different military technologies of WWI.

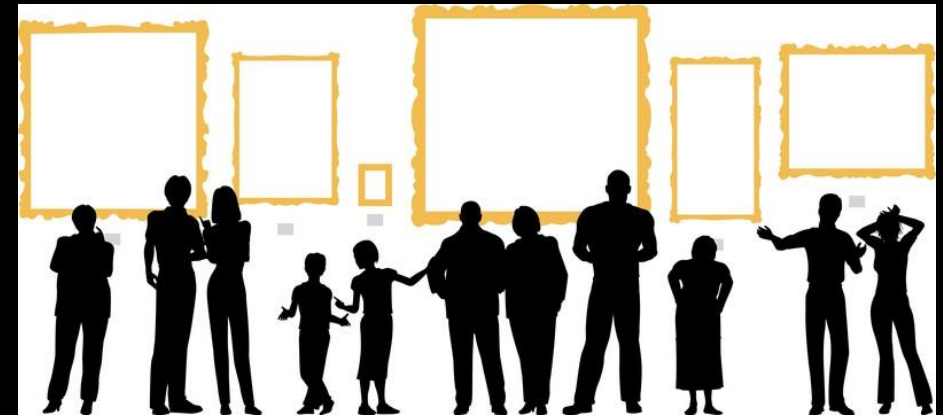
Instrucciones: En grupos de tres identificarás las nueve tecnologías militares diferentes de WWI.

1. Read the passages and look at the visuals regarding each technology. In your third column, write down two to three important details you read.

Lea los pasajes y mire las imágenes con respecto a cada tecnología. En su tercera columna, escriba dos o tres detalles importantes que lea.

2. Find the Primary sources (Green Paper) and match it with its corresponding technology.

I.E. Excerpt 10 goes with Trench Warfare  
Busque las fuentes primarias (Libro Verde) y combínelas con su tecnología correspondiente.  
I.E. Extracto 10 va con Trench Warfare



# Exit Ticket

Create two tweets from the point of view of WWI soldiers about military technologies.

Crea dos tweets desde el punto de vista de los soldados de WWI sobre tecnologías militares.

Your tweets should include


Tus tweets deben incluir

1. Soldiers Name/ Nombre de los soldados
2. Topical handle/ Asunto t3pico de Twitter
3. Message / Mensaje



Message can include #Hashtags

El mensaje puede incluir #Hashtags





<input type="radio"/>	First and Last Name	11.14.18
	World History	Block #
Exit Ticket: Tweet		
<input type="checkbox"/>	Soldier Name	
	@ [Create a Twitter handle]	
	Message goes here	
	You can have relevant hashtags	
<input type="radio"/>		



**Kelly Webner**  
@MachineGunner1

Day 1 in the trench and I'm already over it.  
#trenchlife #missinghome  
#downwithkaiser

 Reply  Retweet  Favorite  More

7:19 AM - 22 Jan 18 - Embed this Tweet



# One on One

- Discuss
  - Academic Performance
    - What academically worked for you?
    - What did not work for you?
    - What can Ms. Hall do to help me?
- Receive feedback from the teacher





# **\*\*Electronic Submissions ONLY\*\***

## Homework

### Homework

1. Syllabus, Parent Forms, Learning Styles
2. SMART Goal and Self Reflection
3. Finish Propaganda Poster
4. Test on 11.20.18


### Electronic Submission Rules

- If work is emailed, it must arrive the night before the due date.
  - If the due date is Monday, your work needs to be in my inbox on Sunday night at 11:59:59!
- If the email comes in at 12:00, it will be assessed a late penalty.
- Print outs of assignments maybe turned in within the first five minutes of class.
- If the assignments is handed in after five minutes, it will be assessed a late penalty.
- Handwritten assignments will NOT be accepted unless given express permission

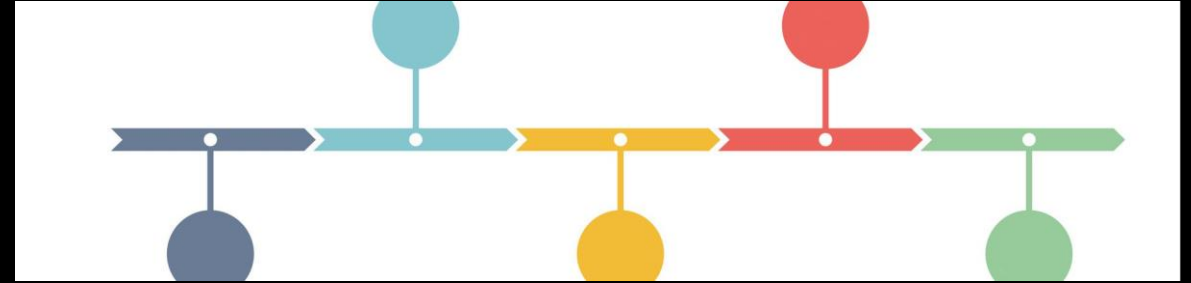
# Extra Help Materials {Cont.}

- First Quarter Materials
  - Review Game:
    - <https://join.quizizz.com/696922>
- Historical Tools:
  - Primary and Secondary Sources
    - <https://youtu.be/xldm6RguzRM>
  - Timeline
    - <https://youtu.be/842mEdbuTJs>
  - Continents and Oceans
    - <https://youtu.be/OCihWUruLRY>
- Reformation
  - <https://youtu.be/D7gtYwQ1ubk>
  - <https://youtu.be/1o8oIELbNxE>
  - [https://youtu.be/Q2t9ZlbNJ\\_s](https://youtu.be/Q2t9ZlbNJ_s)
  - [https://youtu.be/C4d\\_7dOC-GQ](https://youtu.be/C4d_7dOC-GQ)
  - <https://youtu.be/TOufxhVywKw>
  - [https://youtu.be/M-9F7GPI\\_J4](https://youtu.be/M-9F7GPI_J4)
- Early Americans and Africans
  - <https://youtu.be/S5Lp0KrQTqM>
  - <https://youtu.be/O3YJMaL55TM>
- Exploration
  - <https://youtu.be/vf82WAw0lqw>
  - <https://youtu.be/GD3dgiDreGc>
  - Flocabulary Video: Class code: **NJCSVB**
- Columbian Exchange
  - <https://youtu.be/dRBipnpq6Wg>
  - <https://youtu.be/OwMcRIjS3SM>
  - <https://youtu.be/HQPA5oNpfM4>
- Economics
  - <https://youtu.be/b4pnutYN97U>
  - <https://youtu.be/NWFXiHaGcWg>
- Atlantic Slave Trade
  - <https://youtu.be/0IJrhQE6DZk>
  - [https://youtu.be/dnV\\_MTFEGiY](https://youtu.be/dnV_MTFEGiY)
  - <http://bit.ly/2pbPbNv>
- Scientific Revolution/Enlightenment
  - <https://youtu.be/drgsZc8Gjb8>
  - <https://youtu.be/9hodYUDDfsY>
  - <https://youtu.be/LNBkHhUZdro>
  - [https://youtu.be/u84di7LHS\\_M](https://youtu.be/u84di7LHS_M)
  - [https://youtu.be/CP8k\\_f3PFq8](https://youtu.be/CP8k_f3PFq8)
- American Revolution
  - <https://youtu.be/p8BwWBc571k>
  - <https://youtu.be/HIUiSBXQHcW>
- French Revolution
  - <https://youtu.be/VEZqarUnVpo>
  - <https://youtu.be/ITTvKwCyIFY>
  - [https://youtu.be/IF4lPWU\\_qxY](https://youtu.be/IF4lPWU_qxY)
  - <http://bit.ly/FrenchRevVideos>
- Napoleon Bonaparte/Cong. of Vienna
  - <https://youtu.be/t05O-iVx2R8>
  - <https://youtu.be/hrR8H8roNI8>
  - <https://youtu.be/9l21Mbhnguk>
  - [https://youtu.be/Kw\\_aFcqizWU](https://youtu.be/Kw_aFcqizWU)
- Industrial Revolution
  - <https://youtu.be/7mxhObloHdg>
  - <https://youtu.be/zhL5DCizj5c>
  - [https://youtu.be/6QKIts2\\_yJ0](https://youtu.be/6QKIts2_yJ0)
- Economics
  - <https://youtu.be/gFJlivYEdAI>
  - <https://youtu.be/zBxW2WLO9d8>
  - <https://youtu.be/B3u4EFTwprM>
- World War I:
  - <https://youtu.be/Cd2ch4XV84s>
  - <https://youtu.be/tletwavDMgM>
  - <https://youtu.be/24i4ncHuf6A>
  - <http://bit.ly/TrenchWGame>
  - <https://youtu.be/j8HmPNgOC2Q>
  - <https://youtu.be/DHn1Egt6Xdg>
  - <https://youtu.be/k7v3cq1ZJjM>
  - <https://youtu.be/oEFo4o579G8>
  - <https://youtu.be/-3Uj5kxiLI>

# Study Strategies!



- Go to <https://crosswordlabs.com/>
- Go through your packet of notes
- Create a TWENTY clue crossword
- Use vocabulary and proper nouns
- Save and email to a peer for a great review!



- Write the main historical events of the day on individual flash cards.
- Place the date on one side and the event on the other.
- Mix up the cards with the event facing you
- Put the cards in chronological order without looking at the dates