

Welcome to 2nd Quarter!

Bienvenido al 2nd trimestre!

1. Take out a sheet of paper
2. Write (**Escribe**) your heading, Title, and EQ.
3. Answer (**Responder las preguntas**) the below questions with complete sentences.

1. How do you keep track of all of your assignments?

¿Cómo te mantienes al día con las tareas?

2. Is this an effective way to organize yourself? Why or why not?

¿Es esta una forma efectiva de organizarte? ¿por qué o por qué no?

<input type="radio"/>	First and Last Name	11.2.18
	World History	Block #
		2 nd Quarter
		EQ: How can you stay on top of your assignments and organized?
		Do Now:
<input type="radio"/>	1.	
	2.	
<input type="radio"/>		

Pass up Reformation
Packets

Share

Procedures



What are some
of the
procedures that
we follow in
this class?

2nd Quarter Procedures

1. Greet Instructor (Di Hola)

2. Take off hats, hoods, and headphones. Phones away.

Quítate los sombreros, las capuchas y los auriculares. Teléfonos lejos!

3. Get supplies before the bell/Absent?

Check binder

(obtener suministros antes de la campana/¿ausente? revisar carpeta blanca)

4. Start the Do Now before the bell!

(Comienza tu trabajo antes de la campana)

5. Late? Sign in.

(¿tarde? firma carpeta blanca)

6. Raise your hand show respect

Leve la main levanta la mano



First and Last Name

11.2.18

World History

Block #

2nd Quarter

EQ: How can you stay on top of your assignments and organized?

Do Now:

1.



2.

Procedures:

1.



2nd Quarter Procedures

7. Do not get out of your chair during direct instruction.

No se levante de su silla durante la instrucción directa.

No bathroom breaks; borrow pen or pencil from peer
sin baño; tomar prestado lápiz de un compañero

8. Bathroom (baño)

No first and last 15 minutes No hay primeros y últimos 15 minutos.

Only during independent work Solo en grupo o trabajo independiente.

Raise pass to indicate you need the bathroom.

Levantar el pase para indicar el baño.


9. Do not pack up unless prompted.

No empacar hasta que se le indique



Class Expectations

- Be Prepared
 - Have your notebook/passport, writing utensil, and technology.
 - Have a positive attitude!!!!
 - Be ready to learn
 - Sit up and listen
 - Track the speaker
 - Ask and answer questions like a scholar
 - Respect those around you



Class Expectations

- Be Respectful
 - **No** usage of offensive language or slurs
 - Includes N-word, R-word, and F-word.
 - Keep your desk area neat
 - **No** personal grooming in class
 - **No** personal technology unless directed
 - Stay in your seats during direct instruction



RESPECT.



Class Expectations

Be You!

Everyone else is taken.


"CONFORMITY
IS THE
JAILER OF
FREEDOM
AND THE
ENEMY OF
GROWTH"

JFK

**"No one can
make you
feel inferior
without your
consent."**

--Eleanor Roosevelt





Classroom Rules



1. LISTEN CAREFULLY
2. FOLLOW DIRECTIONS
3. Never Give Up
4. Raise hand to speak



5. RESPECT YOURSELF AND OTHERS




6. Use kind words
7. Always do your best
8. Help each other



9. Treat others the way you want to be treated

10. ASK QUESTIONS



Rewards and Consequences

Rewards	Consequences
Verbal Praise	Warning
Merit	Time Out
Contact Parents	Written statement
Extra Points/Homework Pass	Contact Parents
Raffle for Goodies	Referral



Study Schedule

Step 1: Fill in the spaces you are truly busy next week

	Monday	Tuesday	Wednesday	Thursday	Friday	Saturday	Sunday
2:30	✘ Meeting	✘ Tutoring	✘ Meeting	✘ Tutoring			
3:00	✘ Meeting	✘ Tutoring	✘ Meeting	✘ Tutoring			
3:30	✘ Meeting	✘ Tutoring	✘ Meeting	✘ Tutoring			
4:00	✘ Meeting	✘ Tutoring	✘ Meeting	✘ Tutoring			
4:30							
5:00							
5:30							

Step 2: Find a time that you have open almost every day

Study Schedule

Step 3: Write in class and the strategy you will study

	Monday	Tuesday	Wednesday	Thursday	Friday	Saturday	Sunday
2:30	✘ Meeting	✘ Tutoring	✘ Meeting	✘ Tutoring			
3:00	✘ Meeting	✘ Tutoring	✘ Meeting	✘ Tutoring			
3:30	✘ Meeting	✘ Tutoring	✘ Meeting	✘ Tutoring			
4:00	✘ Meeting	✘ Tutoring	✘ Meeting	✘ Tutoring			
4:30							
5:00	WH: Flashcards/?	WH: EQ	WH: Read aloud	WH: EQ	WH: Rewrite		
5:30							

Note: Strategies should align with your learning styles and/or are the most effective for you.

Study Schedule

Step 4: Fill in time for Fun

	Monday	Tuesday	Wednesday	Thursday	Friday	Saturday	Sunday
2:30	✘ Meeting	✘ Tutoring	✘ Meeting	✘ Tutoring			
3:00	✘ Meeting	✘ Tutoring	✘ Meeting	✘ Tutoring			
3:30	✘ Meeting	✘ Tutoring	✘ Meeting	✘ Tutoring			
4:00	✘ Meeting	✘ Tutoring	✘ Meeting	✘ Tutoring			
4:30	Read	Video Games	Baseball	Catch Up			
5:00	WH: Flashcards/?	WH: EQ	WH: Read aloud	WH: EQ	WH: Rewrite		
5:30							

Keeping to Schedule

During your study time...

No phones, TV, talking to friends, video games, etc.

Tell friends, family, people this is my study time.

Apps: Rescue Time, Space, or UBhind



The infographic is titled "THE POMODORO TECHNIQUE" and is set against a red background. It features five icons in a row, each with a corresponding instruction below it. From left to right: a clipboard icon with the text "DECIDE ON THE TASK TO BE DONE"; a stopwatch icon with the text "SET THE TIMER TO 25 MINUTES"; a gear icon with the text "WORK ON THE TASK UNTIL THE TIMER RINGS"; a coffee cup icon with the text "TAKE A SHORT 5 MINUTE BREAK"; and an apple icon with the text "TAKE A 15-30 MINUTE BREAK".

THE **POMODORO** TECHNIQUE

DECIDE
ON THE
TASK TO
BE DONE


**SET THE
TIMER TO
25 MINUTES**

**WORK ON
THE TASK
UNTIL THE
TIMER RINGS**

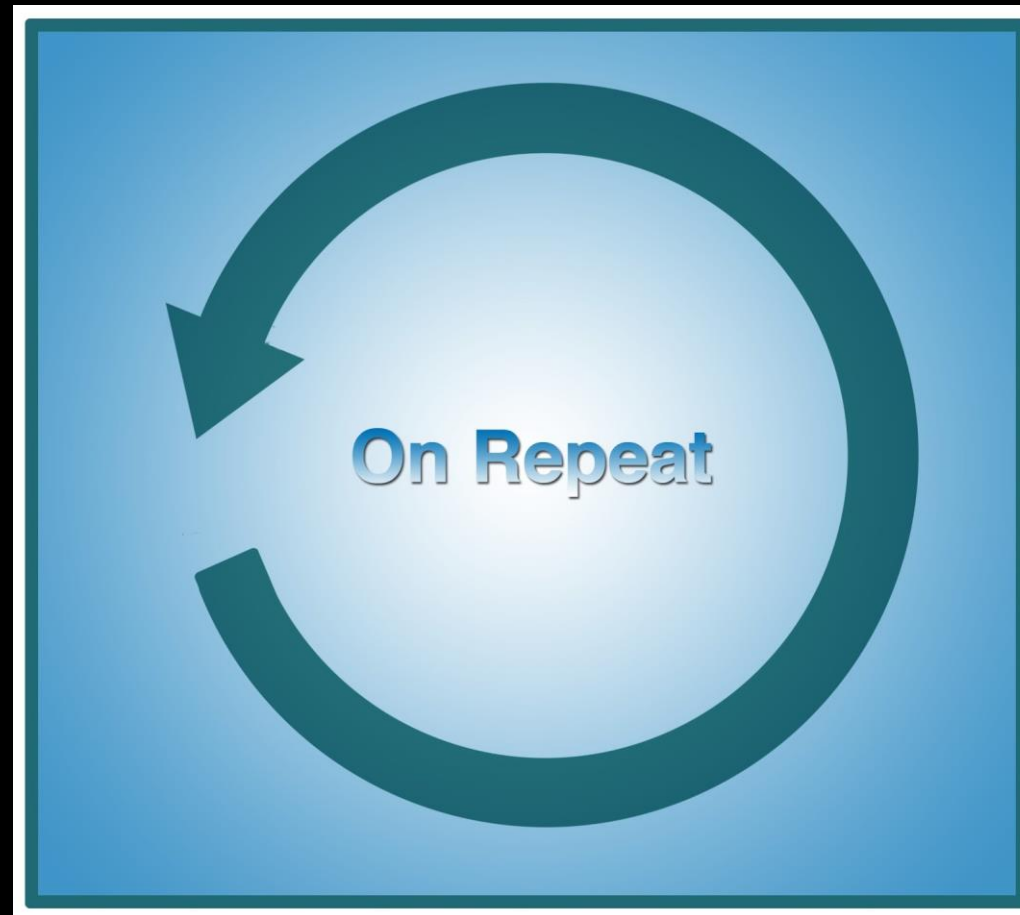
**TAKE A
SHORT
5 MINUTE
BREAK**


**TAKE A
15-30
MINUTE
BREAK**

<https://youtu.be/mNBmG24djoY>



Repeat weekly to control your time





Self-Reflection

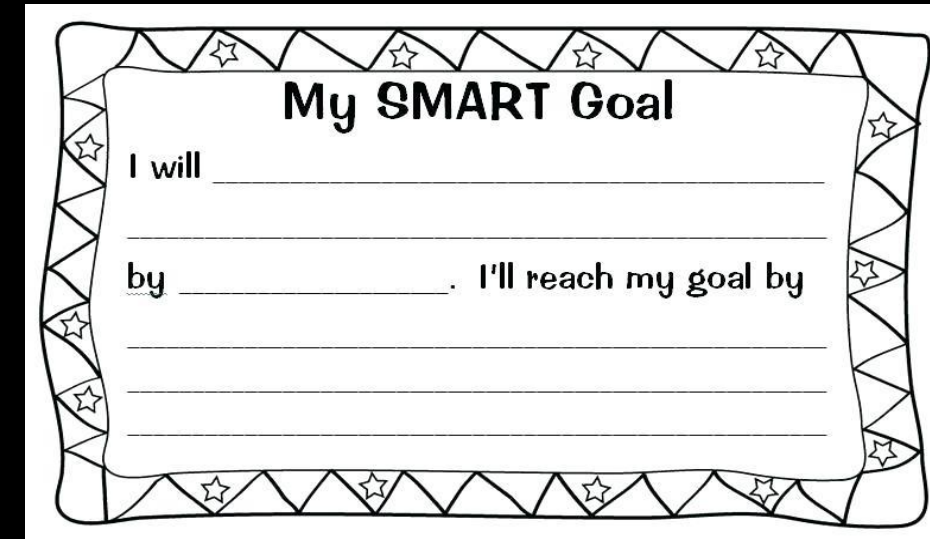
Did you answer all the questions with complete sentences?

(Responde todas las preguntas)

Survey



SMART Goal

A worksheet titled 'My SMART Goal' with a decorative border of stars and triangles. The text on the worksheet reads: 'I will _____', 'by _____', and 'I'll reach my goal by _____'. There are several blank lines for writing.

One on One

• Discuss

• Academic Performance

- What academically worked for you?
- What did not work for you?
- What can Ms. Hall do to help me?

• Receive feedback from the teacher



Prepare for Quiz

- Go to my website
- Click on Course Documents
- Click on Age of Revolutions
- Read and answer the Questions
 - Make flashcards

Exit Ticket

1. Post your SMART Goal on the Motivation Wall or Back Wall
2. Be ready to answer the essential question!

EQ: How can you stay on top of your assignments and stay organized?

****Electronic Submissions ONLY****

Homework

Homework

1. Syllabus, Parent Forms, Learning Styles
2. Study Age of Revolutions
3. Quiz on 11.6.18


Electronic Submission Rules

- If work is emailed, it must arrive the night before the due date.
 - If the due date is Monday, your work needs to be in my inbox on Sunday night at 11:59:59!
- If the email comes in at 12:00, it will be assessed a late penalty.
- Print outs of assignments maybe turned in within the first five minutes of class.
- If the assignments is handed in after five minutes, it will be assessed a late penalty.
- Handwritten assignments will NOT be accepted unless given express permission

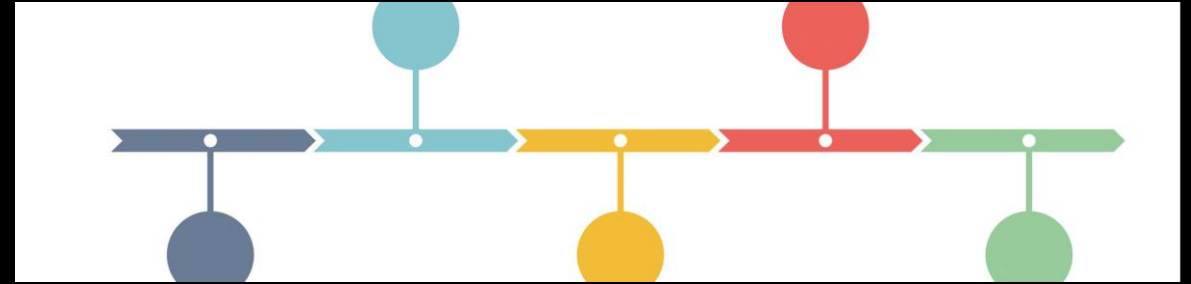
Extra Help Materials {Cont.}

- First Quarter Materials
 - Review Game:
 - <https://join.quizizz.com> 696922
- Historical Tools:
 - Primary and Secondary Sources
 - <https://youtu.be/xldm6RguzRM>
 - Timeline
 - <https://youtu.be/842mEdbuTJs>
 - Continents and Oceans
 - <https://youtu.be/OCihWUruLRY>
- Reformation
 - <https://youtu.be/D7gtYwQ1ubk>
 - <https://youtu.be/1o8oIElbnxE>
 - https://youtu.be/Q2t9ZlbNJ_s
 - https://youtu.be/C4d_7dOC-GQ
 - <https://youtu.be/TOufxhVywKw>
 - https://youtu.be/M-9F7GPI_J4
- Early Americans and Africans
 - <https://youtu.be/S5Lp0KrQTqM>
 - <https://youtu.be/O3YJMaL55TM>
- Exploration
 - <https://youtu.be/vf82WAw0lqw>
 - <https://youtu.be/GD3dgiDreGc>
 - Flocabulary Video: Class code: **NJCSVB**
- Columbian Exchange
 - <https://youtu.be/dRBipnpq6Wg>
 - <https://youtu.be/OwMcRIjS3SM>
 - <https://youtu.be/HQPA5oNpfM4>
- Economics
 - <https://youtu.be/b4pnutYN97U>
 - <https://youtu.be/NWFXiHaGcWg>
- Atlantic Slave Trade
 - <https://youtu.be/0IJrhQE6DZk>
 - https://youtu.be/dnV_MTFEGiY
 - <http://bit.ly/2pbPbNv>
- Scientific Revolution/Enlightenment
 - <https://youtu.be/drgsZc8Gjb8>
 - <https://youtu.be/9hodYUDDfsY>
 - <https://youtu.be/LNBkHhUZdro>
 - https://youtu.be/u84di7LHS_M
 - https://youtu.be/CP8k_f3PFq8
- American Revolution
 - <https://youtu.be/p8BwWBc571k>
 - <https://youtu.be/HIUisBXQHcW>
- French Revolution
 - <https://youtu.be/VEZqarUnVpo>
 - <https://youtu.be/ITTvKwCyIFY>
 - https://youtu.be/IF4IPWU_qxY
 - <http://bit.ly/FrenchRevVideos>
- Napoleon Bonaparte/Cong. of Vienna
 - <https://youtu.be/t05O-iVx2R8>
 - <https://youtu.be/hrR8H8roNI8>
 - <https://youtu.be/9I21Mbhnguk>
 - https://youtu.be/Kw_aFcqizWU
- Industrial Revolution
 - <https://youtu.be/7mxhObloHdg>
 - <https://youtu.be/zhL5DCizj5c>
 - https://youtu.be/6QKIts2_yJ0
- Economics
 - <https://youtu.be/gFJlivYEdAI>
 - <https://youtu.be/zBxW2WLO9d8>
 - <https://youtu.be/B3u4EFTwprM>

Study Strategies!



- Go to <https://crosswordlabs.com/>
- Go through your packet of notes
- Create a TWENTY clue crossword
- Use vocabulary and proper nouns
- Save and email to a peer for a great review!



- Write the main historical events of the day on individual flash cards.
- Place the date on one side and the event on the other.
- Mix up the cards with the event facing you
- Put the cards in chronological order without looking at the dates