

Welcome to World War I! Bienvenido al Primera Guerra Mundial!

1. If you were absent, check the absent binder.

2. Take out your Do Now sheet for this week

3. Write today's date in Friday's box

4. Read (Leer) the below paragraph. Write (Escriba) down the number of capitalization mistakes (número de errores de capitalización) and the words that are not capitalized properly (y las palabras incorrectas).

_____ is the main cause of World war I because it is directly tied to human emotions which can inflame and decrease logic. This point is evident in the past and in the present. the assassination of franz Ferdinand of Austria-hungry gives evidence to support pride over logic. The increase in discrimination and violence against minorities like jews, African-Americans, and Native Americans also leans toward _____ causing wars.

Have you turned in your missing assignments?

Check the back board for your name missing assignments.
I have posted unnamed SMART Goals there as well.

Who did not receive a of
computer release form?

¿Recibiste un formulario de
lanzamiento de computadora?

Things you should know...

Report Cards will go home today!

Las boletas de calificaciones se irán a casa hoy!

Grade boost packet is coming soon!


Grado de información de paquetes de ayuda próximamente!

SMART Goals have been posted around the room.

I will share what my class goal with you on Tuesday.

Tutoring/Recovery on Tuesday and Thursday from 2:30 to 4:00pm.

Turn in your Do Now



Vocabulary Pulse Check

1. What is nationalism? ¿Qué nacionalismo?
[Example]
2. Imperialism? ¿Qué Imperialismo? [Who victim?]
3. Militarism? ¿Qué Militarismo? [Why uptake?]
4. What is alliance? ¿Qué Alianzas? [Scenario]
5. Who were apart of the Central Powers?
¿Quiénes son los poderes centrales?
6. Who were the Triple Entente?
¿Quiénes son la Triple Entente?

M.A.I.N. CAUSES

**Which cause do you think
started the war?**

¿Qué causa crees comenzó la guerra?

M

A

I

N

Question? Preguntas?



Today's Notes

1. Take out a sheet of Paper
2. Write the Heading
3. Write Title:
Propaganda

<input type="radio"/>	First and Last Name	11.9.18
	World History	Block #
		Propaganda
	Propaganda-	
<input type="radio"/>		
<input type="radio"/>		

Propaganda!

Propaganda – information used to promote a certain point of view

Propaganda - información utilizada para promover un cierto punto de vista.

The main purpose is getting support!

El objetivo principal es conseguir apoyo!

- Women on the Home Front
- Men to encouraging enlistment
- Vote for me
- Buy my brand



Propaganda!

Propaganda – information used to promote a certain point of view

Propaganda - información utilizada para promover un cierto punto de vista.

- **Four Elements/Parts of Propaganda**

Cuatro elementos / partes de propaganda

- **Message**—What is it saying?

Mensaje: ¿Qué está diciendo?

- **Methods**—How is it conveying/showing the message?

Métodos: ¿Cómo se transmite / muestra el mensaje?

- Examine the images, people, slogans, fonts, symbols and colours
Examina imágenes, personas, slogans, fuentes, símbolos y colores

- **Audience**—Who is this propaganda made for?

Audiencia: ¿Para quién está hecha esta propaganda?

- **Purpose**—Why does the government/company wants or needs to say this?

Propósito: ¿Por qué el gobierno / la empresa quiere o necesita decir esto?



Propaganda!

- **Message**—What is it saying?
Mensaje: ¿Qué está diciendo?
- **Methods**—How is it conveying/showing the message?
Métodos: ¿Cómo se transmite / muestra el mensaje?
- Examine the images, people, slogans, fonts, symbols and colours
Examina imágenes, personas, slogans, fuentes, símbolos y colores
- **Audience**—Who is this propaganda made for?
Audiencia: ¿Para quién está hecha esta propaganda?
- **Purpose**—Why does the government/company wants or needs to say this?
Propósito: ¿Por qué el gobierno / la empresa quiere o necesita decir esto?

www.WW1propaganda.com

YOU DRIVE A CAR HERE
— WHY NOT A TRANSPORT
IN FRANCE?



H. BULLEVEN - ESSELEN.

AMERICAN
FIELD SERVICE

40 STATE STREET, BOSTON 14 WALL STREET, NEW YORK 425 MONADNOCK BLOCK, CHICAGO

Propaganda!




- **Message**—What is it saying?
Mensaje: ¿Qué está diciendo?
- **Methods**—How is it conveying/showing the message?
Métodos: ¿Cómo se transmite / muestra el mensaje?
- Examine the images, people, slogans, fonts, symbols and colours
Examina imágenes, personas, slogans, fuentes, símbolos y colores
- **Audience**—Who is this propaganda made for?
Audiencia: ¿Para quién está hecha esta propaganda?
- **Purpose**—Why does the government/company wants or needs to say this?
Propósito: ¿Por qué el gobierno / la empresa quiere o necesita decir esto?

Propaganda!


- **Message/Mensaje?**
- **Methods/Métodos?**
- **Audience/Audiencia?**
- **Purpose/Propósito?**

**Do with less—
so they'll have
enough!**



RATIONING GIVES YOU YOUR FAIR SHARE

Question? Preguntas?



Propaganda!

- **Message/Mensaje?**
- **Audience/Audiencia?**
- **Methods/Métodos?**
- **Purpose/Propósito?**




Create (Crear) a Propaganda Poster

- This is a formal grade assignment!
Esta es una tarea formal de grado!

- Due (Debido) 11.13.18!

- Receive a rubric and read it front and back
- Reciba una rúbrica y léala al frente y atrás.



One on One

- Discuss
 - Academic Performance
 - What academically worked for you?
 - What did not work for you?
 - What can Ms. Hall do to help me?
 - Receive feedback from the teacher



****Electronic Submissions ONLY****

Homework

Homework

1. Syllabus, Parent Forms, Learning Styles
2. SMART Goal and Self Reflection
3. Finish Propaganda Poster
4. Test on 11.20.18


Electronic Submission Rules

- If work is emailed, it must arrive the night before the due date.
 - If the due date is Monday, your work needs to be in my inbox on Sunday night at 11:59:59!
- If the email comes in at 12:00, it will be assessed a late penalty.
- Print outs of assignments maybe turned in within the first five minutes of class.
- If the assignments is handed in after five minutes, it will be assessed a late penalty.
- Handwritten assignments will NOT be accepted unless given express permission

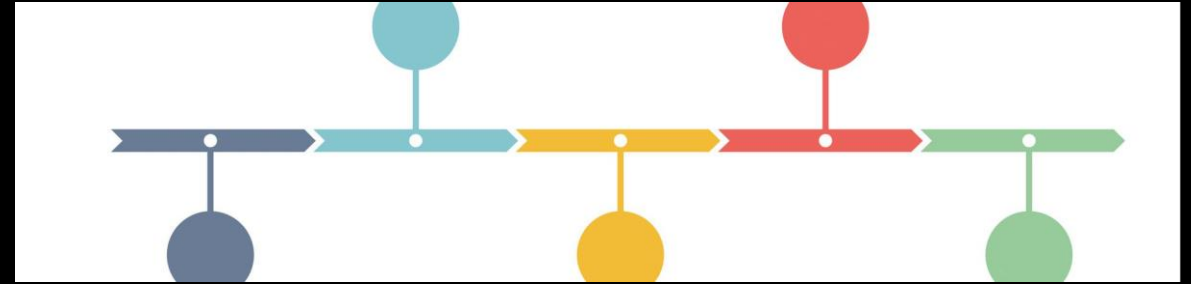
Extra Help Materials {Cont.}

- First Quarter Materials
 - Review Game:
 - <https://join.quizizz.com/696922>
- Historical Tools:
 - Primary and Secondary Sources
 - <https://youtu.be/xldm6RguzRM>
 - Timeline
 - <https://youtu.be/842mEdbuTJs>
 - Continents and Oceans
 - <https://youtu.be/OCihWUruLRY>
- Reformation
 - <https://youtu.be/D7gtYwQ1ubk>
 - <https://youtu.be/1o8oIElbnxE>
 - https://youtu.be/Q2t9ZlbNJ_s
 - https://youtu.be/C4d_7dOC-GQ
 - <https://youtu.be/TOufxhVywKw>
 - https://youtu.be/M-9F7GPI_J4
- Early Americans and Africans
 - <https://youtu.be/S5Lp0KrQTqM>
 - <https://youtu.be/O3YJMaL55TM>
- Exploration
 - <https://youtu.be/vf82WAw0lqw>
 - <https://youtu.be/GD3dgiDreGc>
 - Flocabulary Video: Class code: **NJCSVB**
- Columbian Exchange
 - <https://youtu.be/dRBipnpq6Wg>
 - <https://youtu.be/OwMcRIjS3SM>
 - <https://youtu.be/HQPA5oNpfM4>
- Economics
 - <https://youtu.be/b4pnutYN97U>
 - <https://youtu.be/NWFXiHaGcWg>
- Atlantic Slave Trade
 - <https://youtu.be/0IJrhQE6DZk>
 - https://youtu.be/dnV_MTFEGiY
 - <http://bit.ly/2pbPbNv>
- Scientific Revolution/Enlightenment
 - <https://youtu.be/drgsZc8Gjb8>
 - <https://youtu.be/9hodYUDDfsY>
 - <https://youtu.be/LNBkHhUZdro>
 - https://youtu.be/u84di7LHS_M
 - https://youtu.be/CP8k_f3PFq8
- American Revolution
 - <https://youtu.be/p8BwWBc571k>
 - <https://youtu.be/HIUisBXQHcW>
- French Revolution
 - <https://youtu.be/VEZqarUnVpo>
 - <https://youtu.be/ITTvKwCyIFY>
 - https://youtu.be/IF4IPWU_qxY
 - <http://bit.ly/FrenchRevVideos>
- Napoleon Bonaparte/Cong. of Vienna
 - <https://youtu.be/t05O-iVx2R8>
 - <https://youtu.be/hrR8H8roNI8>
 - <https://youtu.be/9l21Mbhnguk>
 - https://youtu.be/Kw_aFcqizWU
- Industrial Revolution
 - <https://youtu.be/7mxhObloHdg>
 - <https://youtu.be/zhL5DCizj5c>
 - https://youtu.be/6QKIts2_yJ0
- Economics
 - <https://youtu.be/gFJlivYEdAl>
 - <https://youtu.be/zBxW2WLO9d8>
 - <https://youtu.be/B3u4EFTwprM>

Study Strategies!



- Go to <https://crosswordlabs.com/>
- Go through your packet of notes
- Create a TWENTY clue crossword
- Use vocabulary and proper nouns
- Save and email to a peer for a great review!



- Write the main historical events of the day on individual flash cards.
- Place the date on one side and the event on the other.
- Mix up the cards with the event facing you
- Put the cards in chronological order without looking at the dates