

Appeasement



1. Find a seat in the circle if you did your homework
 2. Take out your Chromebooks / **Saca tus Chromebooks**
 3. Go to Google Drive and open your Do Now
 4. Take out your Background Essay and DBQ documents
Saca tu ensayo de fondo y documentos DBQ
 5. What makes today significant in history?
¿Qué hace hoy significativo en la historia?
- Be ready to complete the Do Now when the bell rings

Friday's Do Now: Happy Hanukah

1. What are your thoughts on this Current Event?

¿Qué piensas sobre este evento actual?

<https://www.youtube.com/watch?v=GTFweBAuG9U>

“The U.S. has shared intelligence evidence that Russia's new SSC-8 ground-fired cruise missile could give Moscow the ability to launch a nuclear strike in Europe with little or no notice.”

Los U.S. han compartido pruebas de inteligencia de que el nuevo misil de crucero SSC-8 de Rusia podría darle a Moscú la posibilidad de lanzar un ataque nuclear en Europa con poca o ninguna notificación.

The INF is a treaty between US and Russia that bans all land-based cruise and ballistic missiles with a range between 310-3,410 miles. Russia says the range of the new system does not exceed the range.

El INF es un tratado entre US y Rusia que prohíbe todos los misiles balísticos y de crucero terrestres con un rango de 310-3,410 millas. Rusia dice que el rango del nuevo sistema no excede el rango.

Things you should know...

You have 14 school days before your final exam.
Tienes 14 días escolares antes de tu examen final.

Attendance Recovery will be offered Monday, Tuesday, Thursday, and Saturday.
La recuperación se ofrecerá los lunes, martes, jueves y sábado.

Tutoring will be on Tuesday and Thursday from 2:30 to 4:00pm.
La tutoría será los martes y jueves de 2:30 a 4:00 pm.

Grade boost packet is posted on my website and emailed.
El paquete de aumento de grado se publica y enviado por correo electrónico.

Two events next week that can boost your grade!
¡Dos eventos la próxima semana que pueden mejorar tu calificación!

Ms. Hall's SMART GOALS

1.

I will have students following procedures more than 75% of the time by the end of December. I'll reach my goal by reviewing procedures, reward students following procedures, and remind students of what the procedures are.

2.

I will have at least 50% of my students passing with a C or better by the end of December 14. I'll reach this goal by reminding students of work, reviewing vocabulary more, and creating opportunities for more hands on activities.

Do Now: Thoughts?



“The U.S. has shared intelligence evidence that Russia's new SSC-8 ground-fired cruise missile could give Moscow the ability to launch a nuclear strike in Europe with little or no notice.”

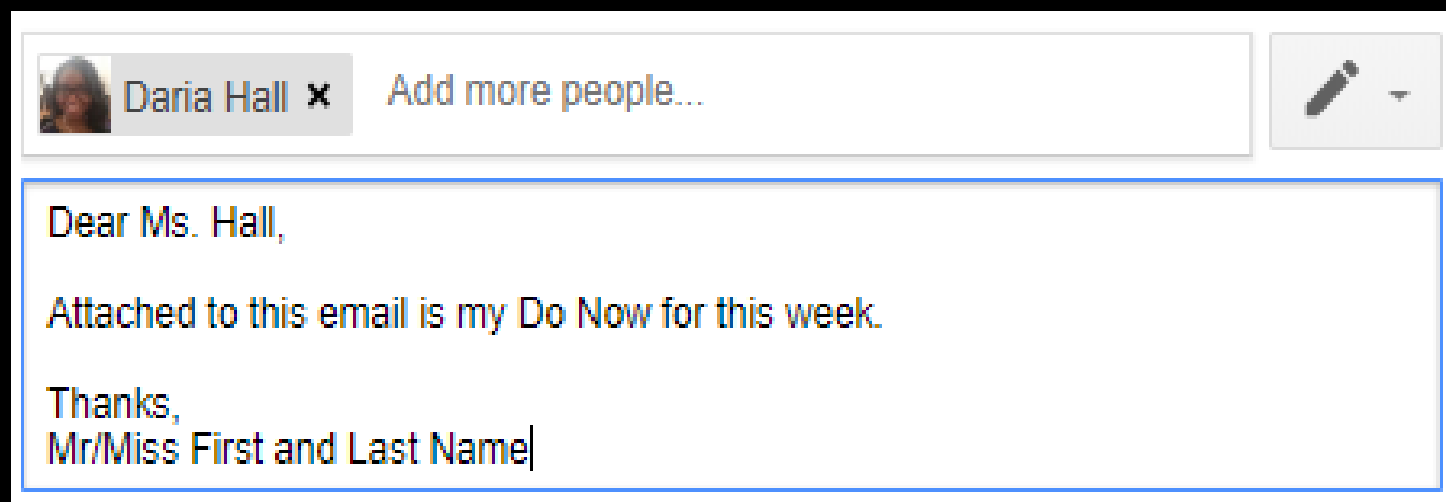
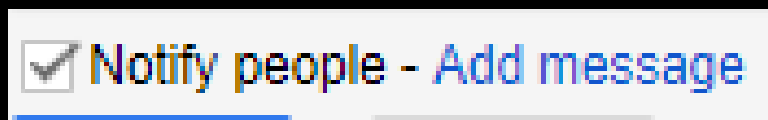
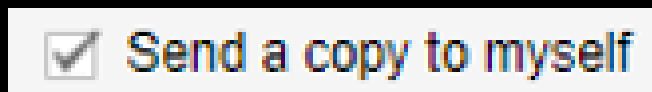
Los U.S. han compartido pruebas de inteligencia de que el nuevo misil de crucero SSC-8 de Rusia podría darle a Moscú la posibilidad de lanzar un ataque nuclear en Europa con poca o ninguna notificación.

The INF is a treaty between US and Russia that bans all land-based cruise and ballistic missiles with a range between 310-3,410 miles. Russia says the range of the new system does not exceed the range. El INF es un tratado entre US y Rusia que prohíbe todos los misiles balísticos y de crucero terrestres con un rango de 310-3,410 millas. Rusia dice que el rango del nuevo sistema no excede el rango.


Turn in Do Now



1. Click on the share button on the top right of your screen.
Haga clic en el botón compartir en la parte superior izquierda de su pantalla.
2. Click on the Advanced button in the bottom right of the box
Haga clic en el botón Avanzado en la parte inferior derecha del cuadro
3. Type teacher's email into the invite box [Darial.hall@cms.k12.nc.us]
Escribe mi correo electrónico en el cuadro de invitación
4. Click the send a copy to myself button
Haga clic en el botón Enviar una copia a mí mismo.
5. Click Add Message
Clic en Agregar mensaje
6. Write a professional email to me
Escríbeme un email profesional
 1. Greeting / Saludo
 2. Address / Nombre del professor
 3. Message / Mensaje
 4. Closing / Clausura
 5. Your name / Tu nombre
7. Click Send/ Haga clic en enviar



Question? Preguntas?



Background Essay: Caption Method

We are going to chunk (**pedazo**) and summarize (**resumir**) this essay using the caption method.

According to the Treaty of Versailles, the Rhineland, a strip of land inside Germany bordering on France, Belgium and the Netherlands, was to be de-militarized. That is, no German troops were to be stationed inside that area or any fortifications built. The aim was to increase French security by making it impossible for Germany to invade France by surprise. Other terms restricted the German army to 100,000 men and the navy to just six ships. Germany objected to the terms of the treaty but were told to sign it or the war would begin again.

Caption Method:

You will summarize each section with a hashtag (#) or a movie caption or song title.

Método de subtítulos:

Resumirá cada sección con un hashtag (#) o un título de la película o canción.

Background Essay: Caption Method

- Individually and Quietly
 - Read the rest of the essay and use the caption method for each section.
 - Lee el resto del ensayo y usa el método de subtítulos para cada sección.
- Class
 - What captions do you have for each section?

CAPTION This

share

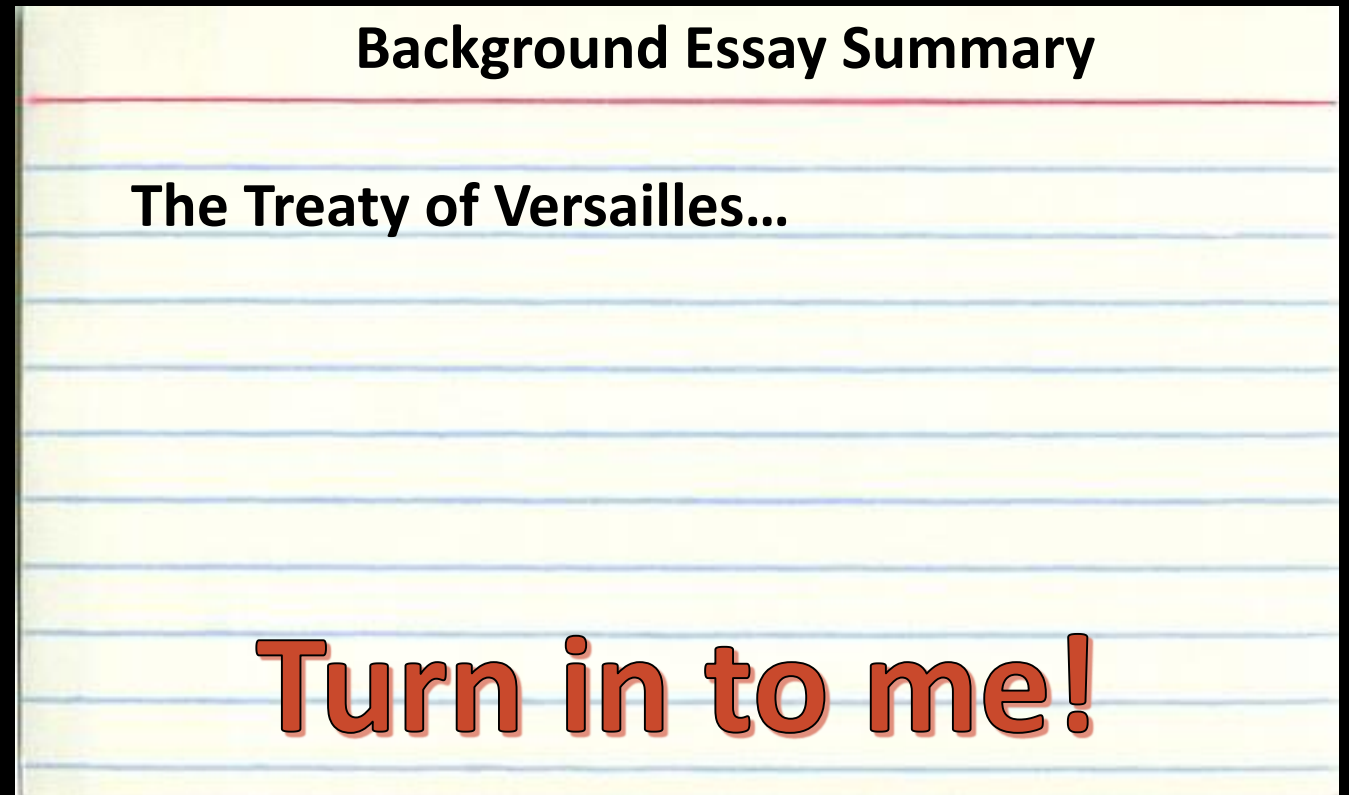
Index Card Summary

Directions: Put all of your captions into complete sentences and onto to an index cards. Write your name on the blank side of the index card.


Coloque todas sus leyendas en oraciones completas y en un índice de tarjetas.
Escriba su nombre en el lado en blanco de la tarjeta de índice.

Complete Sentence Structure:

1. Subject
 1. Noun; what is it about?
2. Predicate
 1. Verb; what is the action?
3. It has to make sense
4. Capitalization
 1. First letter in sentence
 2. Any proper nouns
5. Punctuation



Question? Preguntas?



PICK UP YOUR RUBRIC FROM THE TRAY
CONVIERTE SU PRUEBA EN LA BANDEJA


You have until the end of the song.
Tienes hasta el final de la canción.



DBQ Rubric

	5	4	3	2	1
Seminar Participation	Student stated their opinion and added to another's	Student stated their opinion and made two comments	Student stated their opinion during the seminar	Student participated in the seminar	Student did not participate during the seminar
Claim/Thesis Statement	Student included a thesis, two claims, and counter argument	Student included a thesis and two claims	Student included a thesis and one claim	Student included a thesis without a claim.	Student did not include a thesis or claim.
Properly cited citation	Student properly cited two documents.	Student properly cited one document.	Student mentioned document but it is not properly cited.	Student mentioned document without analysis.	Student did not mention or cite a document.
Format (Mechanics/Grammar)	Student has four clear paragraphs with minimal mechanical and grammatical errors.	Student has three clear paragraphs with a few mechanical and grammatical errors.	Student has two clear paragraphs with many mechanical and grammatical errors.	Student has one clear and concise paragraph	Students does not have coherent paragraphs

Question? Preguntas?






Seminar Preparation

1. Skim over the documents to look for unfamiliar words.
Revise los documentos para buscar palabras desconocidas.
2. Find the definitions for the terms you do not know.
Encuentra palabras desconocidas y defínelas.
3. Read and annotate the document. Make notes on the text!
Leer y anotar el documento. ¡Toma notas sobre el texto!
4. Write down questions you have regarding the text.
Escriba las preguntas que tenga sobre el texto.
5. Fill in the document analysis chart with evidence from the texts.
Completa la tabla de análisis de documentos con la evidencia de los textos.

Readers
Annotate their texts

Underline unfamiliar words.


Draw arrows  to show related ideas.

Number **1.** steps
2. lists
3. details

? Jot questions and confusions in the margin. * Label important ideas.

! Note ideas that you disagree with in the margin. LOL Mark humorous ideas.

©2014 Smeekens Education Solutions, Inc. www.SmeekensEducation.com



Seminar Rules

We are getting ready to have a modified Paideia Seminar, a collaborative, intellectual dialogue about a text, facilitated with open-ended questions.

The main purpose of seminar is to arrive at a fuller understanding of the textual ideas and values in this speech of ourselves and of each other. We are going to work together and practice thinking about the reformation.

As the facilitator, I will be taking notes on talk turns and discussion flow.

Seminar Rules

As participants, I am asking you think, listen, and speak candidly about your thoughts, reactions, and ideas.

You do not need to raise your hands in order to speak; rather, the discussion is collaborative in that you try to stay focused on the main speaker and wait your turn to talk.

You should try to both agree and disagree in a courteous, thoughtful manner.

Seminar Rules

As we are discussing these texts you are adding to your Document Analysis Chart behind your background essay or in your notes.

Write down your peer's thoughts on each document to help you write your Mini DBQ Essay.

Was appeasing Hitler the right decision for Europe?

Everyone will answer the question as we go around.

This will not count towards your required participation.

Sentence Starters

- I think _____ because _____
- Based on the text Document ____, I think _____
 - What I hear you saying is...
- I can add support to _____ with Document _____
- I agree/disagree with _____ but/because _____
 - How does the text support that idea?
 - Does this document support that idea?
- Can you say that again? I am not sure I fully understand your point.

Brain Break



Thesis Statement

Was appeasing Hitler the right decision for Europe?

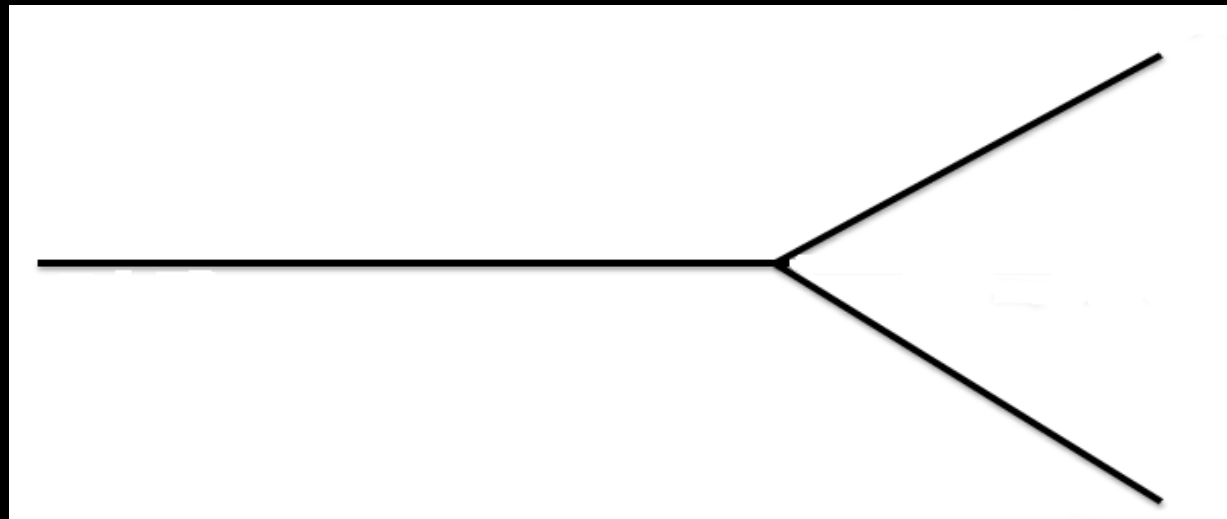
¿Apaciguar a Hitler fue la decisión correcta para Europa?

What is your thesis or what side did you choose? ¿Cuál es su tesis o qué lado eligió?

Why did you chose this side? ¿Por qué elegiste este lado?

EXPLAIN your two claims and support it using at least TWO pieces of evidence.

EXPLICA tus dos reclamaciones y respalda utilizando al menos DOS piezas de evidencia.



Thesis Statement / Declaración de la tesis:

Counter Argument Development

What is the opposing argument? ¿Cuál es el argumento opuesto?

Recognize the opposing argument to strengthen your own.

Reconozca el argumento opuesto para fortalecer el tuyo.

What are TWO pieces of evidence from the documents that OPPOSE your thesis? (Cite your source)

¿Qué son DOS piezas de evidencia de los documentos que OPTAN a su tesis? (Cite su fuente)

Why is this evidence faulty? Why is this argument weak? Explain:

¿Por qué es defectuosa esta evidencia? ¿Por qué este argumento es débil? Explique:

Introduction

Thesis Statement and Historical Context

Use your index card summary to help you introduce Appeasement to the reader.
Use el resumen de su tarjeta de índice para ayudarlo a presentar Apaciguamiento al lector.

Add when, where, and why to your thesis statement to answer the DBQ question and provide the reader with a whole picture.

Agregue cuándo, dónde y por qué a su declaración de tesis para responder a la pregunta de DBQ y brindar al lector una imagen completa.

Was appeasing Hitler the right decision for Europe?
¿Apaciguar a Hitler fue la decisión correcta para Europa?

Introduction Example

Introduction:

Thesis Statement and Historical Context

Appeasement is placating someone for the sake of peace.

Appeasing Hitler was the best decision because...

Appeasing Hitler was the worst decision because...

The Treaty of Versailles helped to set up a no win situation in Europe.

Apaciguar es aplacar a alguien por la paz.

Aplacar a Hitler fue la mejor decisión porque...

Aplacar a Hitler fue la peor decisión porque...

El Tratado de Versalles ayudó a establecer una situación de no ganar en Europa.

Was appeasing Hitler the right decision for Europe?

¿Apaciguar a Hitler fue la decisión correcta para Europa?

Paragraph Breakdown

Introduction:

Thesis Statement and Historical Context

Body Paragraph:

Your claims and two documents that support that claim.

A proper citation is required to get the highest points.

Conclusion:

Summary or restate your argument using different words.

Body Paragraphs

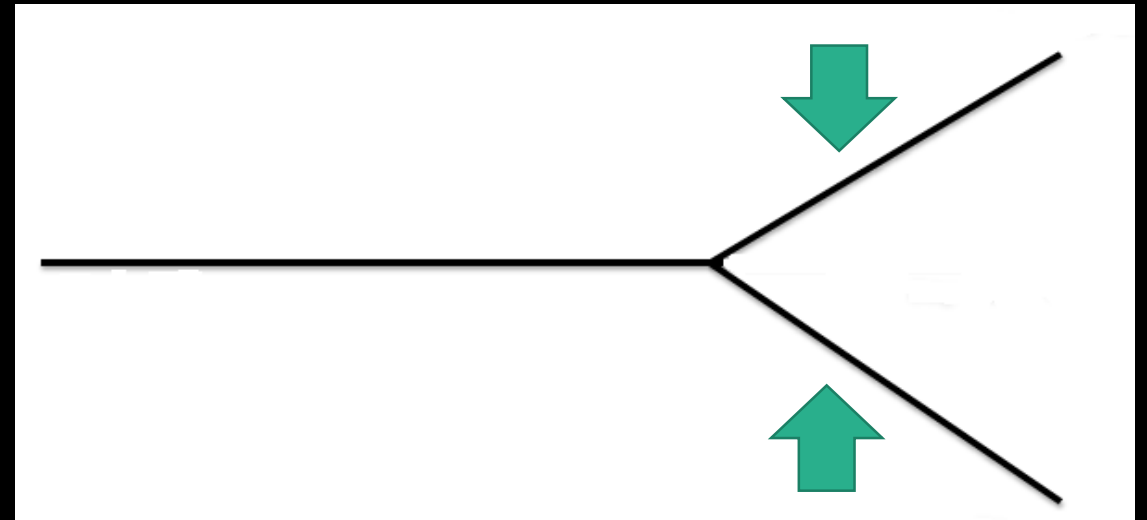
Start your body paragraphs with a transition sentence.
Comience sus párrafos del cuerpo con una frase de transición.
This sentence reintroduces your claim to your readers.
Esta oración introduce su reclamo a sus lectores.

Example:

The lyrics make 90s music better than today's music.

Appeasement did not help Europe.
Appeasement give Europe an advantage.

El apaciguamiento no ayudó a Europa.
El apaciguamiento da a Europa una ventaja.



Paragraph Breakdown

Introduction:

Thesis Statement and Historical Context

Body Paragraph:

Your top claims and two documents that support that claim.

A proper citation is required to get the highest points.

Conclusion:

Counter Argument mention

Summary or restate your argument using different words.

Conclusion Paragraph

State your counter argument and why it is weak.

This is your transition sentence or first sentence of the conclusion.

Indique su argumento contrario y por qué es débil como su oración de transición o la primera oración de la conclusión.

Sentence Starters / Iniciadores de Oraciones

- ✓ Although... A pesar de que...
- ✓ Some people might say that... Algunas personas podrían decir que ...
- ✓ Some will state or argue... Algunos dirán o discutirán ...
- ✓ Those on the opposing side may say that... Aquellos en el lado opuesto pueden decir que...
- ✓ While it is true that... Si bien es cierto que ...

Examples:

Although today's music is catchy, it cannot compare with 90s music.

Aunque la música de hoy es pegadiza, no se puede comparar con la música de los 90.

Some will say that today's music has a better beat. However, it cannot compete.

Algunos dirán que la música de hoy tiene un mejor ritmo. Sin embargo, no puede competir.

Conclusion Paragraph

State your counter argument and why it is weak.

This is your transition sentence or first sentence of the conclusion.

Indique su argumento contrario y por qué es débil como su oración de transición o la primera oración de la conclusión.

Next restate your thesis and claims in a different way to sum up your points and position.

Repita su tesis y reclamaciones de una manera diferente para resumir sus puntos y posición

Sentence Starters

Iniciadores de Oraciones

- ✓ *This is not true for or because*
- ✓ *This may be true, but*
- ✓ *Nevertheless,*
- ✓ *On the other hand,*
- ✓ *Yet*
- ✓ *However*
- ✓ *Even so,*

Examples:

Those on the opposing side will state that 90s music's lyrics were not always wholesome. This may be true but, today's music lyrics are much worse.

Aquellos en el lado opuesto afirmarán que las letras de la música de los 90 no siempre fueron saludables. Esto puede ser cierto, pero las letras de la música de hoy son mucho peores.

Today's music has some great hits. On the other hand, people at karaoke always sing 90s songs.

La música de hoy tiene algunos grandes éxitos. Por otro lado, la gente en el karaoke siempre canta canciones de los 90.

Final Draft Requirements

You will type up or write your final draft.

Type

- Use Google Docs or Microsoft Word
- Font must be Times New Roman
- Font Size must be 12
- Page Margins should be 1 inch all around
- Proper heading written at the top of the document
 - Full Name, Date, Block, Class, and Title
- Each paragraph should be indented
- Name your document with your First Initial, Last Name, and Appeasement Essay
 - Example: D. Hall Reformation Essay

Write

- Use College Rule Loose Leaf Paper
- Write with Black or Blue Ink
- Write carefully and legibly in a medium size
- Do not include fringe or write outside the lines on your paper
- Proper heading written at the top of the paper
 - Full Name, Date, Block, Class, and Title
- Each paragraph should be indented

Exit Ticket

Turning this in! ¡Volviendo esto!

1. Grab a sticky note
2. Write your name on the back
3. Answer the questions with at least two complete sentences.

1. Tomar una nota adhesiva
2. Escribe tu nombre en la parte posterior
3. Responda las preguntas con al menos dos oraciones completas.

1. What is appeasement?
2. What should the world have done?
 1. ¿Qué es el apaciguamiento?
2. ¿Qué debería haber hecho el mundo?

Place to the left of percent passing! Lugar a la izquierda del porcentaje que pasa!

****Electronic Submissions ONLY****

Homework

Homework

1. Finish DBQ Essay
2. Fill in your chart
3. Study Vocabulary

Electronic Submission Rules

- If work is emailed, it must arrive the night before the due date.
 - If the due date is Monday, your work needs to be in my inbox on Sunday night at 11:59:59!
- If the email comes in at 12:00, it will be assessed a late penalty.
- Print outs of assignments maybe turned in within the first five minutes of class.
- If the assignments is handed in after five minutes, it will be assessed a late penalty.
- Handwritten assignments will NOT be accepted unless given express permission

Extra Help Materials {Cont.}

- Russia Revolution
 - <https://youtu.be/A5Y0zZqhEn8>
 - <https://youtu.be/9N8hsXQapjY>
 - <https://youtu.be/kp9vGSTqWvl> (Stop 2:40)
- China's Revolution
 - <https://youtu.be/1NLX-AmdyNg>
 - <https://youtu.be/klAjaujdE6M> (Stop at 4)
 - <https://youtu.be/UUCEeC4f6ts> (Stop 5:50)
- India's Revolution
 - <https://youtu.be/X2ZHv-pcle0>
 - <https://youtu.be/WW3uk95VGes>
 - https://youtu.be/MRxc_f-7zm8
 - <https://youtu.be/jq9a5eGU5Ds>
- Great Depression
 - <https://youtu.be/HupNDQwLN08>
 - <https://youtu.be/Sv7IP2qL0gg>
 - <https://youtu.be/fFu7us6bNSQ>
- World War II Causes
 - <https://youtu.be/aUcYU95kCAI>
 - <https://youtu.be/iuikQXAYVAk>
 - <https://youtu.be/H-2q-QMUIgY>
 - https://youtu.be/B_PifbNOMew


Extra Help Materials {Cont.}

- First Quarter Materials
 - Review Game:
 - <https://join.quizizz.com/696922>
- Historical Tools:
 - Primary and Secondary Sources
 - <https://youtu.be/xldm6RguzRM>
 - Timeline
 - <https://youtu.be/842mEdbuTJs>
 - Continents and Oceans
 - <https://youtu.be/OCihWUruLRY>
- Reformation
 - <https://youtu.be/D7gtYwQ1ubk>
 - <https://youtu.be/1o8oIElbnxE>
 - https://youtu.be/Q2t9ZlbnJ_s
 - https://youtu.be/C4d_7dOC-GQ
 - <https://youtu.be/TOufxhVywKw>
 - https://youtu.be/M-9F7GPI_J4
- Early Americans and Africans
 - <https://youtu.be/S5Lp0KrQTqM>
 - <https://youtu.be/O3YJMaL55TM>
- Exploration
 - <https://youtu.be/vf82WAw0lqw>
 - <https://youtu.be/GD3dgiDreGc>
 - Flocabulary Video: Class code: **NJCSVB**
- Columbian Exchange
 - <https://youtu.be/dRBipnpq6Wg>
 - <https://youtu.be/OwMcRIjS3SM>
 - <https://youtu.be/HQPA5oNpfM4>
- Economics
 - <https://youtu.be/b4pnutYN97U>
 - <https://youtu.be/NWFXiHaGcWg>
- Atlantic Slave Trade
 - <https://youtu.be/0IJrhQE6DZk>
 - https://youtu.be/dnV_MTFEGiY
 - <http://bit.ly/2pbPbNv>
- Scientific Revolution/Enlightenment
 - <https://youtu.be/drgsZc8Gjb8>
 - <https://youtu.be/9hodYUDDfsY>
 - <https://youtu.be/LNBkHhUZdro>
 - https://youtu.be/u84di7LHS_M
 - https://youtu.be/CP8k_f3PFq8
- American Revolution
 - <https://youtu.be/p8BwWBc571k>
 - <https://youtu.be/HIUiSBXQHcW>
- French Revolution
 - <https://youtu.be/VEZqarUnVpo>
 - <https://youtu.be/ITTvKwCyIFY>
 - https://youtu.be/IF4lPWU_qxY
 - <http://bit.ly/FrenchRevVideos>
- Napoleon Bonaparte/Cong. of Vienna
 - <https://youtu.be/t05O-iVx2R8>
 - <https://youtu.be/hrR8H8roNI8>
 - <https://youtu.be/9l21Mbhnguk>
 - https://youtu.be/Kw_aFcqizWU
- Industrial Revolution
 - <https://youtu.be/7mxhObloHdg>
 - <https://youtu.be/zhL5DCizj5c>
 - https://youtu.be/6QKIts2_yJ0
- Economics
 - <https://youtu.be/gFJlivYEdAI>
 - <https://youtu.be/zBxW2WLO9d8>
 - <https://youtu.be/B3u4EFTwprM>
- World War I:
 - <https://youtu.be/Cd2ch4XV84s>
 - <https://youtu.be/tletwavDMgM>
 - <https://youtu.be/24i4ncHuf6A>
 - <http://bit.ly/TrenchWGame>
 - <https://youtu.be/j8HmPNgOC2Q>
 - <https://youtu.be/DHn1Egt6Xdg>
 - <https://youtu.be/k7v3cq1ZJjM>
 - <https://youtu.be/oEFo4o579G8>
 - <https://youtu.be/-3Uj5kxiLI>

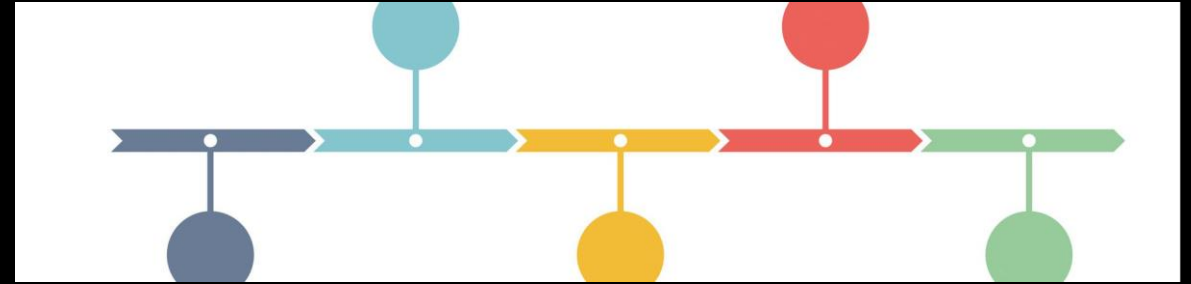
Extra Help Materials

- First Quarter Materials
 - Review Game:
 - <https://join.quizizz.com> 696922
- Historical Tools:
 - Primary and Secondary Sources
 - <https://youtu.be/xldm6RguzRM>
 - Timeline
 - <https://youtu.be/842mEdbuTJs>
 - Continents and Oceans
 - <https://youtu.be/OCihWUruLRY>
- Early Humans
 - <https://youtu.be/bhzQFIZuNFY>
 - <https://youtu.be/Y1FaVW1nCuc>
- River Valley Civilizations
 - Fertile Crescent:
 - <https://youtu.be/RbKEASap4OE>
 - https://youtu.be/sohXPx_XZ6Y
 - Egypt:
 - <https://youtu.be/960mk5JRSBk>
 - <https://youtu.be/Z3Wvw6BivVI>
 - China:
 - <https://youtu.be/t4ADyduFCys>
 - <https://youtu.be/yIWORyToTo4>
 - Indus River:
 - <https://youtu.be/9peDRkO-TLc>
 - <https://youtu.be/n7ndRwqJYDM>
- Religions
 - Hinduism: <https://youtu.be/lmV2Wd8bOcc>
 - Buddhism: <https://youtu.be/uajX2cSTmll>
 - Judaism: <https://youtu.be/HyEaAcPGAhA>
 - Christianity: <https://youtu.be/Ut-UOhY0s8E>
 - Islam:
 - <http://bit.ly/IslamPopQ>
 - <https://youtu.be/Tpbcfxtdol8>
 - <https://youtu.be/IOF5Xsh7K5Y>
 - <https://youtu.be/zvy0Cb0iHa8>
- Greece
 - <https://youtu.be/5FVpL4ma8nQ>
 - <https://youtu.be/Q-mkVSasZIM>
 - <https://youtu.be/0F5qlu3nSDY>
 - <https://youtu.be/JgG9Go1Pdug>
 - <https://youtu.be/KbhUtZB5EqY>
- Rome
 - <http://bit.ly/RomanVocab122>
 - <http://bit.ly/RomanFallFactors>
 - <https://youtu.be/m5V-1K1cEtE>
 - <https://youtu.be/mFYHmln0qLg>
 - <https://youtu.be/3PszVWZNWVA>
 - <https://youtu.be/FI1ylg4GKv8>
 - <https://youtu.be/rCzxqSpu9wM>
- Test Taking Strategies
 - <https://youtu.be/mPnt9AFaTdc>
 - https://youtu.be/Q1y8c_MZYvE
 - <https://youtu.be/AIsdnhNDmyY>
 - <https://youtu.be/l-gQLqv9f4o>
- Middle Ages
 - <https://youtu.be/QV7CanyzhZg>
 - https://youtu.be/Gqey_ZvFH0
 - <https://youtu.be/cTTaVnZyG2g>
 - <https://youtu.be/Gd4lopIPObA>
 - <https://youtu.be/GVMvl05hCrl>
- Crusades
 - https://youtu.be/Dv_Gussoya8
- Development of England/France:
 - <http://bit.ly/100YWG>
 - https://youtu.be/F_5My8XH-n0
 - <https://youtu.be/ZdHdZ77WvWM>
 - <https://youtu.be/EsMenflFprw>
- Conflicts in the Middle Ages
 - <https://youtu.be/5Wre7IF9rKs>
 - https://youtu.be/Ya_BL8nqkUk
 - https://youtu.be/fu_ZU9P2fv8
 - <https://youtu.be/CgoBCyOixdQ>
- Black Death
 - <https://youtu.be/v8Gk1a-RMAM>
 - <https://youtu.be/kScxc9DPrnY>
 - <https://youtu.be/sFUQCWghjWc>
 - <https://youtu.be/mVSHieg9Jac>

Study Strategies!



- Go to <https://crosswordlabs.com/>
- Go through your packet of notes
- Create a TWENTY clue crossword
- Use vocabulary and proper nouns
- Save and email to a peer for a great review!



- Write the main historical events of the day on individual flash cards.
- Place the date on one side and the event on the other.
- Mix up the cards with the event facing you
- Put the cards in chronological order without looking at the dates