

Greetings and Salutations!

1. Table of Contents: The Fall of Rome/Middle Ages
2. **If you were absent, find your work in the absent bin.**
3. Turn in missing Do Nows and Timelines. Last Day today! Último día hoy!
4. In Friday (viernes), answer the questions (responder a las pregunta)

How many emails have I sent this week?

¿Cuántos correos electrónicos he enviado esta semana?

What are the vocabulary words in the Quizlet review?

¿Cuáles son las palabras de vocabulario en la revisión de Quizlet?



Things you should know...

Progress Reports will be sent home Monday.
Los informes de progreso se enviarán a casa lunes.

Last day to turn in your assignments from last week is today.
El último día para entregar tus tareas de la semana pasada es hoy.

Extra Credit {Recite the Greek Alphabet} due 2/28.
Crédito extra {recitar el alfabeto griego} vence el 2/28.

Tutoring will be on Tuesday and Thursday from 2:30 to 4:00pm.
La tutoría será los martes y jueves de 2:30 a 4:00 pm.

Things you should know...

Test Survey Results

Most of the comments were that I did not need to do anything to help you be more successful.

You asked me to ask more questions within the lesson, give more group work, provide study guides, and note taking help.

“Favorite” Responses

1. Stop taking teaching seriously
2. Less class work
3. Have more “fun”

Many also stated what they needed to do was to attend class more, pay attention, talk less, and work on study habits.

If you need help with that, let me know.

Ms. Hall's SMART GOALS

1.

I will have students following procedures more than 77% of the time by 2/22/19. I'll reach my goal by reviewing procedures, reward students following procedures, and remind students of what the procedures are.

2.

I will have at least 50% of my students passing with a C or better by 2/22/19. I'll reach this goal by reminding students of work, reviewing vocabulary more, and creating opportunities for more hands on activities.

Class Data

Percent passing the course with 70 higher

2nd Block: 83% [15]

3rd Block: 60% [15]

4th Block: 44% [11]

Kudos: [As]

Mr. Uche

Miss Ketevi

Mr. J. Smith

Mr. Grande

Miss Powell

Miss D. Williams

Miss Guzman

Mr. Lopez

Do Now Review



How many emails have I sent this week?

¿Cuántos correos electrónicos he enviado esta semana?

What are the vocabulary words in the Quizlet review?

¿Cuáles son las palabras de vocabulario en la revisión de Quizlet?


Turn your Do Now into the tray.

Convierte tu respuesta en la bandeja.

You have until the end of the song.

Tienes hasta el final de la canción.

Questions? Preguntas?



Paragraph Breakdown

Introduction: / Introducción:

Thesis Statement and Historical Context / Tesis y contexto histórico

Body Paragraph: / Cuerpo del párrafo:

Your top claim and one document that support that claim.

A proper citation is required to get the highest points.

Su reclamo principal y un documento que respalda ese reclamo.

Se requiere una cita apropiada para obtener los puntos más altos.

Conclusion:

Summary and restate your argument / Resumen y replantea tu argumento.

Body Paragraph

Ask yourself...

What is your strongest claim that is backed up by the documents?

Pregúntese...

¿Cuál es su reclamo más fuerte que está respaldado por los documentos?

Start the paragraph by restating your claim and providing evidence.

Comience el párrafo reafirmando su reclamo y proporcionando evidencia.



Full Name

2.21.19

World History

Block #

Fall of Rome Essay



Rome started in 750 BCE and strengthened as it grew. Around the time of the Republic, the army conquered all of their neighbors and rivals. Dictators became emperors and ushered in Pax Romana or Roman peace. Although it was peaceful for a while, Rome began to decline do to various reasons. The primary reasons for the fall of Rome are...

_____ is the main cause of the collapse of Rome because...

_____ es la causa principal del colapso de Roma porque ...



Body Paragraph

Add a citation.

Which document helped you to chose this reason?

Añadir una cita.

¿Qué documento te ayudó a elegir esta razón?

Example / Ejemplo

Document G states, "Rome fell apart because of their religious beliefs." This means that...

El documento G dice: "Roma se derrumbó debido a sus creencias religiosas". Esto significa que ...



10:00



Full Name

2.21.19

World History

Block #

Fall of Rome Essay



Rome started in 750 BCE and strengthened as it grew. Around the time of the Republic, the army conquered all of their neighbors and rivals. Dictators became emperors and ushered in Pax Romana or Roman peace. Although it was peaceful for a while, Rome began to decline do to various reasons. The primary reasons for the fall of Rome are...

_____ is the main cause of the collapse of Rome because...

_____ es la causa principal del colapso de Roma porque ...



Paragraph Breakdown

Introduction: / Introducción:

Thesis Statement and Historical Context / Tesis y contexto histórico

Body Paragraph: / Cuerpo del párrafo:

Your top claim and one document that support that claim.

A proper citation is required to get the highest points.

Su reclamo principal y un documento que respalda ese reclamo.

Se requiere una cita apropiada para obtener los puntos más altos.

Conclusion:

Summary and restate your argument / Resumen y replantea tu argumento.

Conclusion

Summary and restate your argument / Resumen y replantea tu argumento.

Use as a reference do not copy! / Utilizar como referencia no copiar!

Rome at it's height was the biggest and best empire in history. The people prospered, knowledge was passed away, and they developed government that we use today. Though all was great, trouble lurked around the corner. Rome fell apart due toreasons.

Roma a su altura era el imperio más grande y mejor de la historia. La gente prosperó, el conocimiento pasó, y desarrollaron el gobierno que usamos hoy. Aunque todo fue genial, los problemas acechaban a la vuelta de la esquina. Roma se desmoronó debido a ... razones.





10:00

Paragraph Breakdown

Introduction: / Introducción:

Thesis Statement and Historical Context / Tesis y contexto histórico

Body Paragraph: / Cuerpo del párrafo:

Your top claim and one document that support that claim.

A proper citation is required to get the highest points.


Su reclamo principal y un documento que respalda ese reclamo.

Se requiere una cita apropiada para obtener los puntos más altos.

Conclusion:

Summary and restate your argument / Resumen y replantea tu argumento.

Questions? Preguntas?



Welcome to the Middle Ages!

¡Bienvenido a la Edad Media!

We are starting our journey into a new era.

The Medieval Period!

First we are going to look at some of their beliefs and compare it to ours.

Next week we will discover the religious, economic, political, and social impacts of this time period.

There may be a quiz next week on this material.

Puede haber una prueba la próxima semana sobre este material.

To get “cure” freckles, what was suggested?

A. Praying

B. Covering them with blood from a bull or a hare.

C. Taking a bath in goat’s milk.

D. Rubbing them with dandelion sap.





A



B

Acorns were used for what purpose?

A. If it was put in the middle of a window, a house would be immune from lightning strikes.


B. If a woman carried it in her pocket she wouldn't grow old.

C. If you were able to get a squirrel to take it from your hand it was a good omen that meant you would have five years added to your life.

D. Grinding up into a hot beverage that tasted a little like coffee.

What was wrapping the skin of an eel around your knee
supposed to do?

- A. Stop ulcers
- B. Heal cramps.
- C. Take away arthritis.
- D. Help you hold your breath underwater.



What was a suggested remedy for a toothache?




- A. Making a circle of cinnamon on the floor and standing inside it.
- B. Swimming in the ocean.
- C. Touching a dead man's tooth.
- D. Shaving all the hair from your head and making a soup from it.

If someone wanted to cure their baldness, what might they be told to do?

- A. Grind up marigold flowers under a full moon and apply to balding spot.
- B. Rub rosemary into the bald spot. The condition being that the rosemary had to be gathered by children.
- C. Cover bald spot with a turtle shell for ten days.
- D. Rub goose poo on the balding spot.



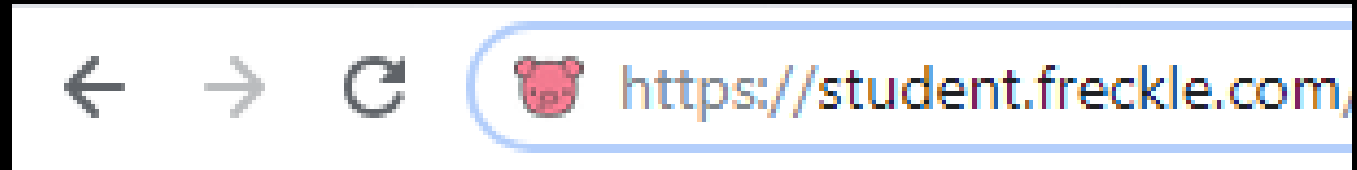
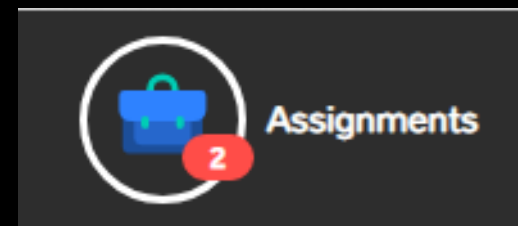
Are these beliefs similar to your own?
¿Son estas creencias similares a las tuyas?



Introduction to Middle Ages

1. Take out your computers
2. Go to student.freckle.com
3. Type your first and last name like it is in PowerSchool
4. Type in Class Code
 1. 2nd Block: **2ytnm9**
 2. 3rd Block: **grjean**
 3. 4th Block: **sbbbht**
5. Click on Assignments at the bottom of the screen
6. Click on Intro to Medieval Europe [Reading]
7. Complete Pre-Test
8. Read the article, answer the questions, and complete the writing Assignments.

I will be grading the answers and the writing assignment! Must be done by the bell.


A screenshot of the Freckle website's student login page. At the top, there is a red pig icon and the word "Freckle". Below this is a "Student Login" section with three input fields: "First Name", "Last Name", and "Class Code". The "Class Code" field has a question mark icon on the right. At the bottom of the form is a blue "Continue" button.

A screenshot of an assignment card. On the left is a small image of a castle. To the right of the image, the text reads: "FEBRUARY 21ST", "REQUIRES A PRE-TEST FIRST", "Intro to Medieval Europe", and "Reading".

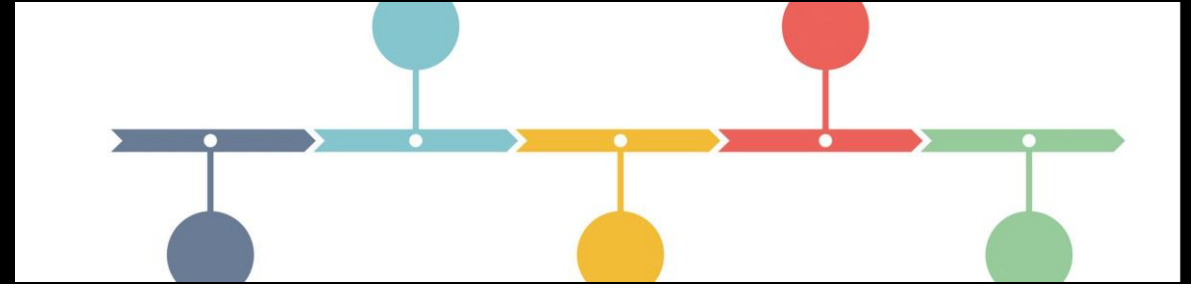
Extra Help Materials

- This Quarter Materials
 - Review Game:
 - <https://join.quizizz.com/696922>
 - Review Game: <https://quizlet.com/619aso>
 - <https://quizlet.com/613ahi>
- Historical Tools:
 - Primary and Secondary Sources
 - <https://youtu.be/xldm6RguzRM>
 - Timeline
 - <https://youtu.be/842mEdbuTJs>
 - Continents and Oceans
 - <https://youtu.be/OCihWUruLRY>
- Early Humans
 - <https://youtu.be/bhzQFIZuNFY>
 - <https://youtu.be/Y1FaVW1nCuc>
- River Valley Civilizations
 - Fertile Crescent:
 - <https://youtu.be/RbKEASap4OE>
 - https://youtu.be/sohXPx_XZ6Y
 - Egypt:
 - <https://youtu.be/960mk5JRSBk>
 - <https://youtu.be/Z3Wvw6BivVI>
 - China:
 - <https://youtu.be/t4ADyduFCys>
 - <https://youtu.be/yIWORyToTo4>
 - Indus River:
 - <https://youtu.be/9peDRkO-TLc>
 - <https://youtu.be/n7ndRwqJYDM>
- Religions
 - Hinduism: <https://youtu.be/lmV2Wd8bOcc>
 - Buddhism: <https://youtu.be/uajX2cSTmll>
 - Judaism: <https://youtu.be/HyEaAcPGAhA>
 - Christianity: <https://youtu.be/Ut-UOhY0s8E>
 - Islam:
 - <http://bit.ly/IslamPopQ>
 - <https://youtu.be/TpcbfxtdoI8>
 - <https://youtu.be/IOF5Xsh7K5Y>
 - <https://youtu.be/zvy0Cb0iHa8>
- Greece
 - <https://youtu.be/5FVpL4ma8nQ>
 - <https://youtu.be/Q-mkVSasZIM>
 - <https://youtu.be/0F5qlu3nSDY>
 - <https://youtu.be/JgG9Go1Pdug>
 - <https://youtu.be/KbhUtZB5EqY>
- Rome
 - <http://bit.ly/RomanVocab122>
 - <http://bit.ly/RomanFallFactors>
 - <https://youtu.be/m5V-IK1cEtE>
 - <https://youtu.be/mFYHmIn0qLg>
 - <https://youtu.be/3PszVWZNWVA>
 - <https://youtu.be/FI1ylg4GKv8>
 - <https://youtu.be/rCzxqSpu9wM>
- Test Taking Strategies
 - <https://youtu.be/mPnt9AFaTdc>
 - https://youtu.be/Q1y8c_MZYvE
 - <https://youtu.be/AIsdnhNDmyY>
 - <https://youtu.be/l-gQLqv9f4o>
- Middle Ages
 - <https://youtu.be/QV7CanyzhZg>
 - https://youtu.be/GqeiY_ZvFHo
 - <https://youtu.be/cTTaVnZyG2g>
 - <https://youtu.be/Gd4lopIPObA>
 - <https://youtu.be/GVMvl05hCrI>
- Crusades
 - https://youtu.be/Dv_Gussoya8
- Development of England/France:
 - <http://bit.ly/100YWG>
 - https://youtu.be/F_5My8XH-n0
 - <https://youtu.be/ZdHdZ77WvWM>
 - <https://youtu.be/EsMenflFprw>
- Conflicts in the Middle Ages
 - <https://youtu.be/5Wre7IF9rKs>
 - https://youtu.be/Ya_BL8nqkUk
 - https://youtu.be/fu_ZU9P2fv8
 - <https://youtu.be/CgoBCyOixdQ>
- Black Death
 - <https://youtu.be/v8Gk1a-RMAM>
 - <https://youtu.be/kScxc9DPnY>
 - <https://youtu.be/sFUQCWghjWc>
 - <https://youtu.be/mVSHieg9Jac>

Study Strategies!



- Go to <https://crosswordlabs.com/>
- Go through your packet of notes
- Create a TWENTY clue crossword
- Use vocabulary and proper nouns
- Save and email to a peer for a great review!



- Write the main historical events of the day on individual flash cards.
- Place the date on one side and the event on the other.
- Mix up the cards with the event facing you
- Put the cards in chronological order without looking at the dates