

Welcome!

1. Table of Contents: The Middle Ages
2. If you were absent, find your work in the absent bin.
3. Turn in your Fall of Rome Essay and Graphic organizer!
¡Entregue su ensayo de la caída de Roma!

1. Grab a new Do Now Sheet

2. In Monday (lunes), identify the labeled countries. (identificar los países)

What country is A?

¿Qué país es A?

What country is C?

¿Qué país es A?

What country is D?

¿Qué país es A?



Things you should know...

Make sure you turn in your Fall of Rome Essay.
Asegúrate de que entregaste tu ensayo de la caída de Roma.

Progress Reports will be sent home Wed.
Los informes de progreso se enviarán a casa miércoles.

Next test is in eight days.
La siguiente prueba es en ocho días.

Extra Credit {Recite the Greek Alphabet} due 2/28.
Crédito extra {recitar el alfabeto griego} vence el 2/28.

Tutoring will be on Tuesday and Thursday from 2:30 to 4:00pm.
La tutoría será los martes y jueves de 2:30 a 4:00 pm.

Ms. Hall's SMART GOALS

1.

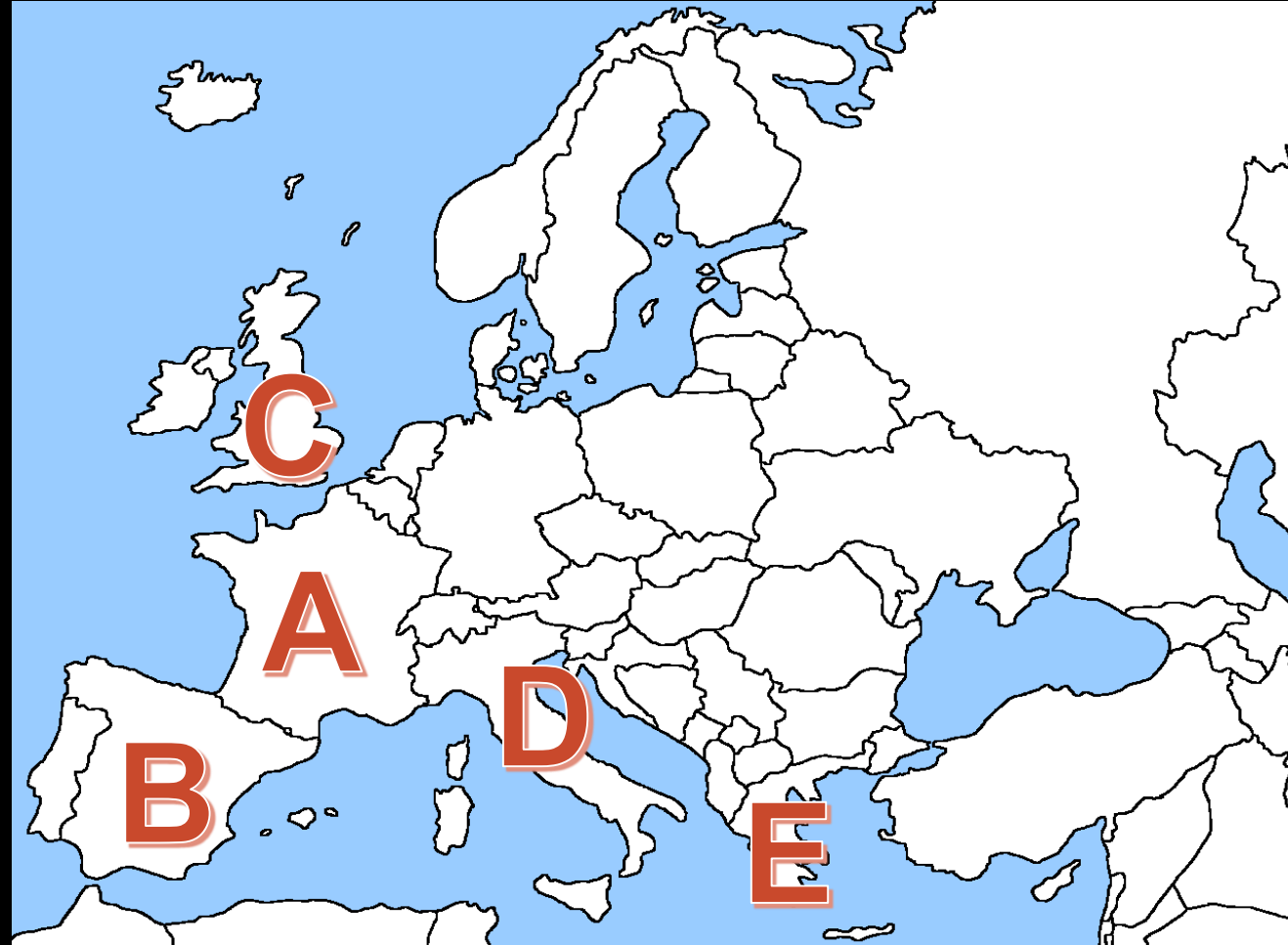
I will have students following procedures more than 77% of the time by 3/8/19. I'll reach my goal by reviewing procedures, reward students following procedures, and remind students of what the procedures are.

2.


I will have at least 50% of my students passing with a C or better by 3/8/19. I'll reach this goal by reminding students of work, reviewing vocabulary more, and creating opportunities for more hands on activities.

Map

1. In Monday (**lunes**), identify the labeled countries. (**identificar los países**)



Questions? Preguntas?



The Middle Ages



<http://bit.ly/MsHallWHC>

WELCOME WORLD TRAVELERS!!!

COURSE DOCUMENTS



**2.25.19 Reading
Download File**

Block 2			
Pg.	Student	Student	Student
1	Chacon	Reyes	
2	Castro	Ketevii	
3	Grande	Pagan	
4	Powell	Cooper	
5	Guzman		
6	Richardson	Diawara	
7	Hart	Brown	
8	Williams	Dagout	
9	Shaw	Blackmon	
10	Smith		

The Middle Ages



<http://bit.ly/MsHallWHC>

WELCOME WORLD TRAVELERS!!!

COURSE DOCUMENTS



**2.25.19 Reading
Download File**

Block 3			
Pg.			
1	Julian	Perez	Velazquez
2	Williams	Brace	Pate
3	Jackson	McCauley	Parson
4	Flores	Stroud	Machuca
5	Pittman	Y. Robinson	
6	Fraylon	S. Smith	
7	H	Espinoza	
8	Moore	D. Robinson	
9	Corbin	Ferguson	T. Smith
10	Lubin	Adams	Uche

The Middle Ages



<http://bit.ly/MsHallWHC>

WELCOME WORLD TRAVELERS!!!

COURSE DOCUMENTS



**2.25.19 Reading
Download File**

Block 4			
Pg	Student	Student	Student
1	Angel	Castellon	Vargas
2	Pleitez	Hodge	
3	Carr	Gilliam	Chalmers
4	Luna	Miranda	Espinonza
5	Jenkins	Lopez	
6	Guillen	Nino	Gamez
7	Tadesse	McRae	Simmons
8	Gatewood	Grimsley	Roberson
9	Alamilla	Davis	Amaya
10	Anderson	Williams	White

The Middle Ages

15:00

You will become the expert of your section and teach your peers your section.

You have **15 minutes** to complete the below steps.

1. Read your assigned section
2. Take outlined notes of main idea and vocabulary
3. Rewrite in your own words
4. Answer the questions

Tienes 15 minutos para hacer lo siguiente..

1. Lee tu seccion asignada
2. Tomar notas de la idea principal y el vocabulario.
3. Reescribe con tus propias palabras.
4. Responde a las preguntas

Section Title:

Section Notes:

Your Question Responses

The Middle Ages

You will become the expert of your section and teach your peers your section.

You have **10 minutes** to complete the below steps.

1. Summarize the notes you took into two to four bullet points
2. Include main ideas, vocabulary, and/or people
3. Ask yourself...
What is my section about?

Tiene **10 minutos** para completar los pasos siguientes.

1. Resumir las notas que tomó en dos a cuatro puntos
2. Incluye ideas principales, vocabulario o personas
3. Pregúntate a ti mismo...
¿Qué es mi sección?



10:00

Presentations: You are the teacher

3:00

Come to the front of the room

Teach us your section

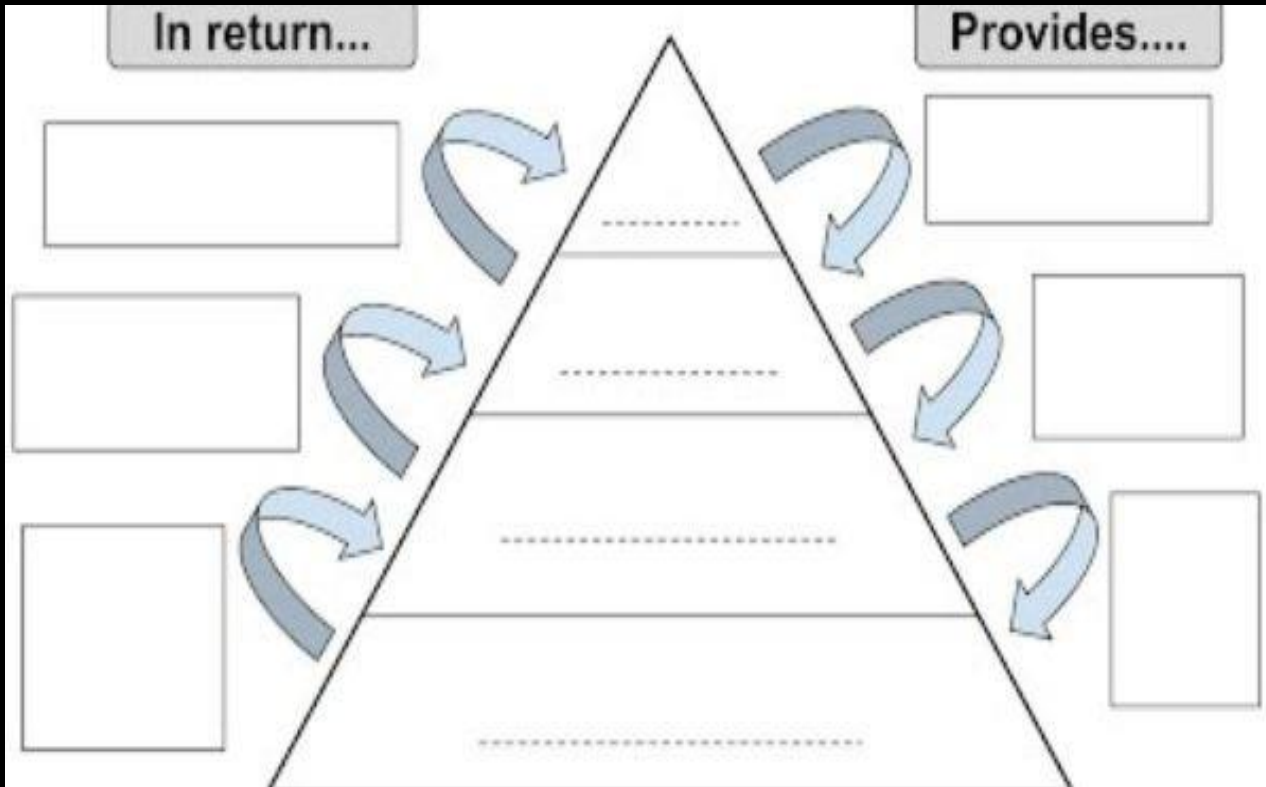
You can use the board.

0:30



Check for Understanding

Use the information from class presentations to fill in the organizer provided.




Middle Ages (page 1)

The Middle Ages 500 AD to 1500 AD

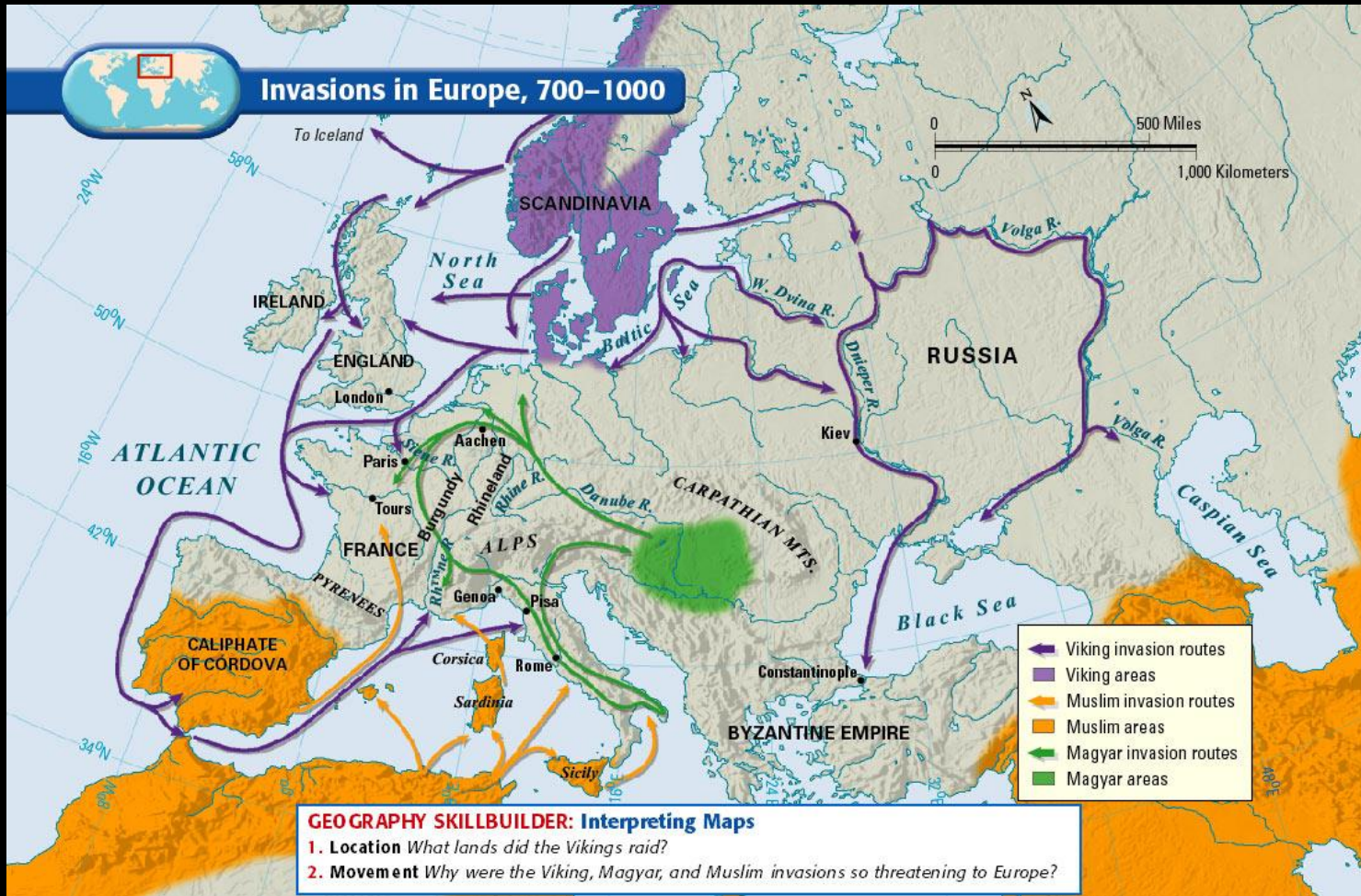
Early Middle Ages
500 AD to
1050 AD

High Middle Ages
1050 AD to
1250 AD

Late Middle Ages
1250 AD to
1500 AD



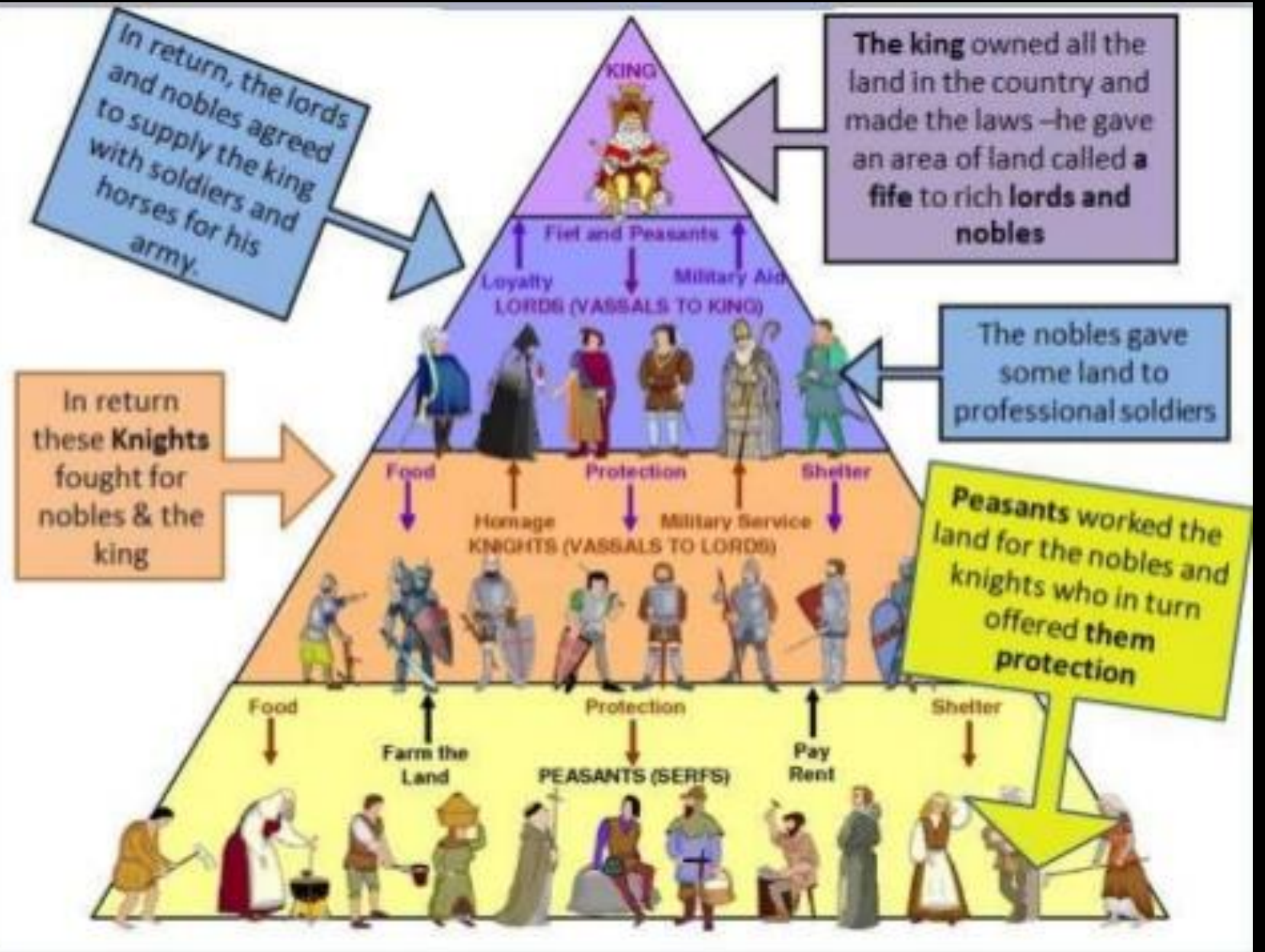
Middle Ages (page 6)



Middle Ages (page 7)

Feudal Society

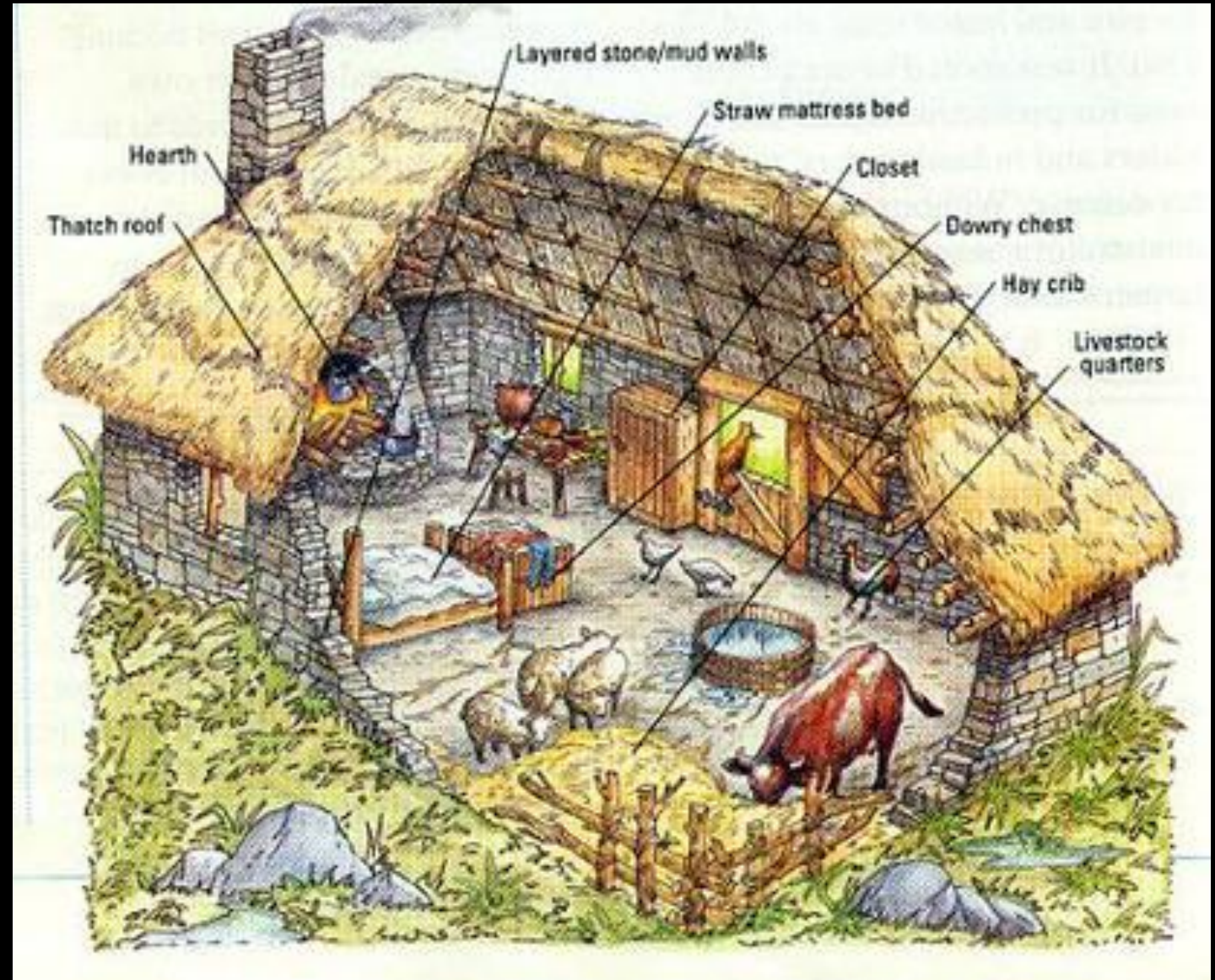
- King
- Nobles & Lords
- Knights
- Peasants/Serfs





Middle Ages (page 8)

Middle Ages (page 9)




Middle Ages (page 10)



Pulse Check

How did feudalism help to develop the Medieval society economically and socially?


¿Cómo ayudó el feudalismo a desarrollar la sociedad medieval económica y socialmente?




Extra Help Materials

- This Quarter Materials
 - Review Game:
 - <https://join.quizizz.com/696922>
 - Review Game: <https://quizlet.com/619aso>
 - <https://quizlet.com/613ahi>
- Historical Tools:
 - Primary and Secondary Sources
 - <https://youtu.be/xldm6RguzRM>
 - Timeline
 - <https://youtu.be/842mEdbuTJs>
 - Continents and Oceans
 - <https://youtu.be/OCihWUruLRY>
- Early Humans
 - <https://youtu.be/bhzQFIZuNFY>
 - <https://youtu.be/Y1FaVW1nCuc>
- River Valley Civilizations
 - Fertile Crescent:
 - <https://youtu.be/RbKEASap4OE>
 - https://youtu.be/sohXPx_XZ6Y
 - Egypt:
 - <https://youtu.be/960mk5JRSBk>
 - <https://youtu.be/Z3Wvw6BivVI>
 - China:
 - <https://youtu.be/t4ADyduFCys>
 - <https://youtu.be/yIWORyToTo4>
 - Indus River:
 - <https://youtu.be/9peDRkO-TLc>
 - <https://youtu.be/n7ndRwqJYDM>
- Religions
 - Hinduism: <https://youtu.be/lmV2Wd8bOcc>
 - Buddhism: <https://youtu.be/uajX2cSTmll>
 - Judaism: <https://youtu.be/HyEaAcPGAhA>
 - Christianity: <https://youtu.be/Ut-UOhY0s8E>
 - Islam:
 - <http://bit.ly/IslamPopQ>
 - <https://youtu.be/TpcbfxtdoI8>
 - <https://youtu.be/IOF5Xsh7K5Y>
 - <https://youtu.be/zvy0Cb0iHa8>
- Greece
 - <https://youtu.be/5FVpL4ma8nQ>
 - <https://youtu.be/Q-mkVSasZIM>
 - <https://youtu.be/0F5qlu3nSDY>
 - <https://youtu.be/JgG9Go1Pdug>
 - <https://youtu.be/KbhUtZB5EqY>
- Rome
 - <http://bit.ly/RomanVocab122>
 - <http://bit.ly/RomanFallFactors>
 - <https://youtu.be/m5V-IK1cEtE>
 - <https://youtu.be/mFYHmIn0qLg>
 - <https://youtu.be/3PszVWZNWVA>
 - <https://youtu.be/FI1ylg4GKv8>
 - <https://youtu.be/rCzxqSpu9wM>
- Test Taking Strategies
 - <https://youtu.be/mPnt9AFaTdc>
 - https://youtu.be/Q1y8c_MZYvE
 - <https://youtu.be/AIsdnhNDmyY>
 - <https://youtu.be/l-gQLqv9f4o>
- Middle Ages
 - <https://youtu.be/QV7CanyzhZg>
 - https://youtu.be/GqeiY_ZvFHo
 - <https://youtu.be/cTTaVnZyG2g>
 - <https://youtu.be/Gd4lopIPObA>
 - <https://youtu.be/GVMvl05hCrI>
- Crusades
 - https://youtu.be/Dv_Gussoya8
- Development of England/France:
 - <http://bit.ly/100YWG>
 - https://youtu.be/F_5My8XH-n0
 - <https://youtu.be/ZdHdZ77WvWM>
 - <https://youtu.be/EsMenflFprw>
- Conflicts in the Middle Ages
 - <https://youtu.be/5Wre7IF9rKs>
 - https://youtu.be/Ya_BL8nqkUk
 - https://youtu.be/fu_ZU9P2fv8
 - <https://youtu.be/CgoBCyOixdQ>
- Black Death
 - <https://youtu.be/v8Gk1a-RMAM>
 - <https://youtu.be/kScxc9DPnY>
 - <https://youtu.be/sFUQCWghjWc>
 - <https://youtu.be/mVSHieg9Jac>

Flashcards

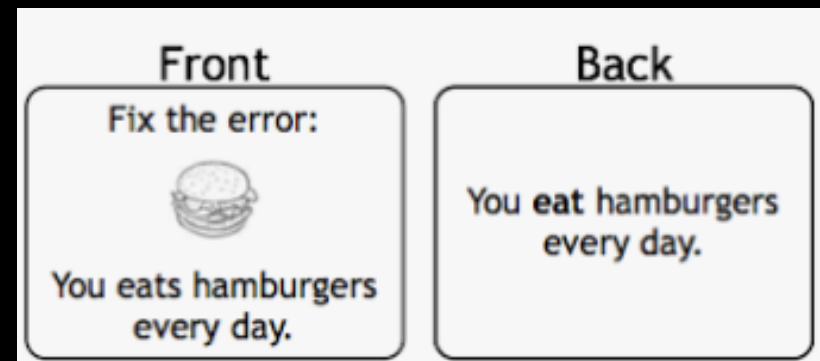


<https://youtu.be/mzCEJVtEDOU>




Effective flashcards have combine pictures and words to describe each vocabulary word while writing the definition on the back.

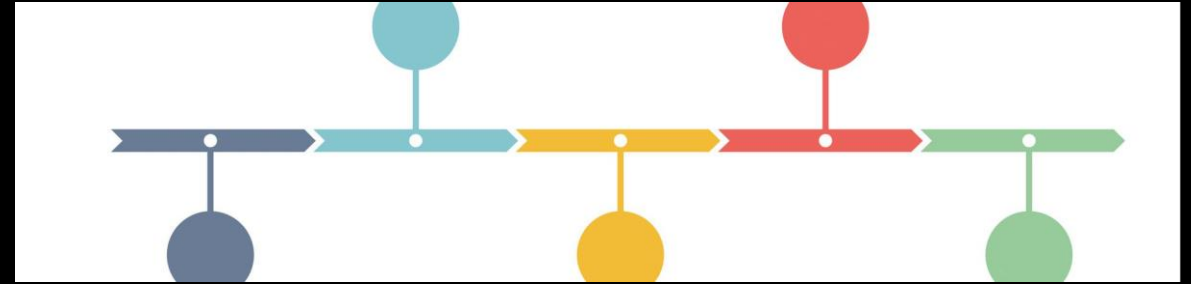
1. Draw your view of the vocabulary word on one side
2. Write the definition on the other side of the same card.
3. One vocabulary word per card
4. Answer yourself verbally and use the cards both ways.



Study Strategies!



- Go to <https://crosswordlabs.com/>
- Go through your packet of notes
- Create a TWENTY clue crossword
- Use vocabulary and proper nouns
- Save and email to a peer for a great review!



- Write the main historical events of the day on individual flash cards.
- Place the date on one side and the event on the other.
- Mix up the cards with the event facing you
- Put the cards in chronological order without looking at the dates