

As-salāmu ‘alaykum [Peace be upon you]

1. Table of Contents: Silk Road/ ruta de la Seda
2. If you were absent, find your work in the absent bin.
3. Check the left board for no name work / Compruebe el tablero de la izquierda para el trabajo sin nombre

NO BATHROOM DURING CLASS!!! NO HAY BAÑO DURANTE LA CLASE !!!

1. Open your Do Now from your Google Drive
Abre tu Do Now desde tu Google Drive
2. Answer (Responde) the question (pregunta) in Thursday's (jueves) box.

What are the parts of a thesis statement?

What does each part do?

¿Cuáles son las partes de una declaración de tesis?

¿Qué hace cada parte?

Things you should know...

PowerSchool has missing assignments.
Parent Homework turned in as soon as possible.
A PowerSchool le faltan tareas.
La tarea de los padres tan pronto como sea posible.

Notebook Check tomorrow.
Cuaderno de verificación próximamente.

Extra Credit {Recite the Greek Alphabet} due 2/28.
Crédito extra {recitar el alfabeto griego} vence el 2/28.

Tutoring will be on Tuesday and Thursday from 2:30 to 4:00pm.
La tutoría será los martes y jueves de 2:30 a 4:00 pm.

Ms. Hall's SMART GOALS

1.

I will have students following procedures more than 75% of the time by 2/8/19. I'll reach my goal by reviewing procedures, reward students following procedures, and remind students of what the procedures are.

2.

I will have at least 50% of my students passing with a C or better by 2/8/19. I'll reach this goal by reminding students of work, reviewing vocabulary more, and creating opportunities for more hands on activities.

Missing Assessments

Diagnostic

Miss Amaya

Miss Grimsley

Miss Simmons

Go to apps

Mastery Connect

Code 406830

Quiz

Mr. Pagan

Miss H

Miss Amaya

Mr. Carr

Mr. Gamez

Miss Grimsley

Kudos / Data

Kudos

Class Data

Mr. Brown- Miss Powell
Roberts Miss

Mr. Dagout Robinson

Miss Guzman Miss S. Smith

Miss Ketevi Mr. C. Uche

2nd Block: 65%

3rd Block: 40%

4th Block: 22%

Do Now Review

What are the parts of a thesis statement?


What does each part do?

¿Cuáles son las partes de una declaración de tesis?

¿Qué hace cada parte?




Questions? Preguntas?



Thesis Statement Practice

We are going to watch a video, discuss what we saw, and write a thesis statement.



<https://youtu.be/mJfNLcDZmma>

Discussion

1. How many did you get right?
¿Cuántos acertaste?
2. Were you surprised by anything in the video?
Te sorprendió algo en el video?
3. Did this video make you think about your perceptions?
¿Este video te hizo pensar en tus percepciones?

In the other box, write a thesis statement answering the questions.

En la otra casilla, escribe una declaración de tesis respondiendo las preguntas.

Did the video make you change your opinion of head scarves? Why or Why Not?

¿El video hizo que cambiaras tu opinión de los pañuelos? ¿Por qué o por qué no?

Thesis Statement Practice

In the other box, write a thesis statement answering the questions.

En la otra casilla, escribe una declaración de tesis respondiendo las preguntas.

Did the video make you change your opinion of head scarves? Why or Why Not?

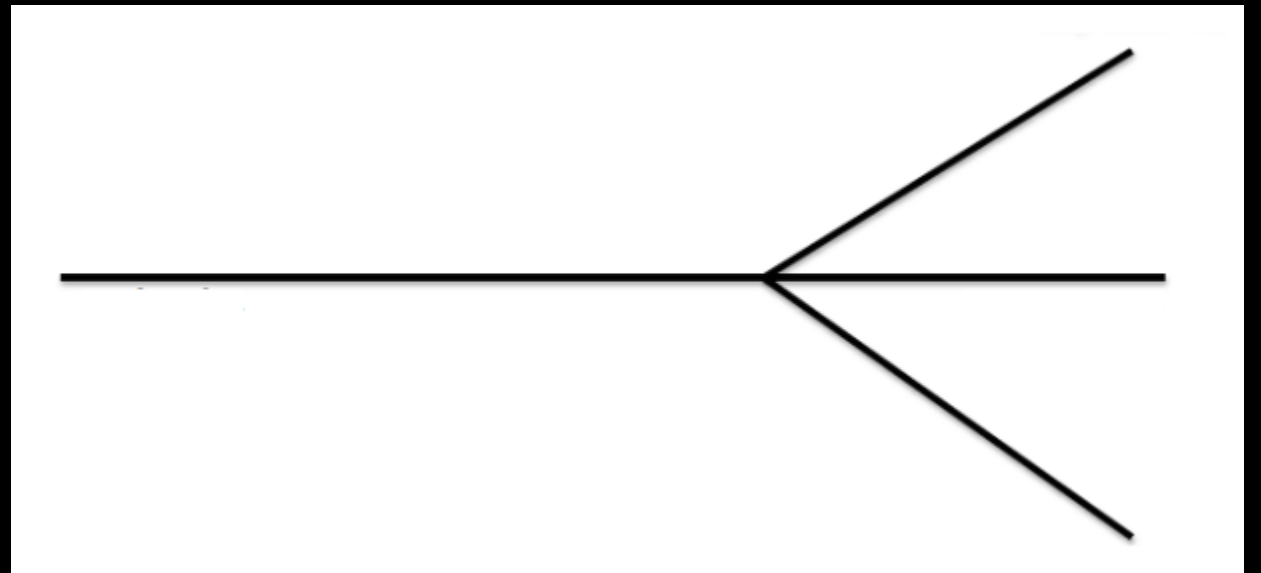
¿El video hizo que cambiaras tu opinión de los pañuelos? ¿Por qué o por qué no?

A SUCCESSFUL THESIS STATEMENT:




- is usually one sentence
- is a statement, not a question
- identifies the subject of the paper
- takes a stand rather than simply announcing a subject

FOX




Questions? Preguntas?




Islam Review

1. Who is the founder of the religion?
¿Quién es el fundador de la religión?
2. What is the main goal of Islam?
¿Cuál es el objetivo del Islam?
3. What region is the home of Islam?
¿Qué región es el hogar del Islam?
4. What does Islam have in common with the other religions?
¿Qué tiene el Islam en común con las otras religiones?
5. What does Islam not have in common?
¿Qué es lo que el Islam no tiene en común?

What are the Five Pillars of Islam?



Questions? Preguntas?



Check for Understanding

Complete the survey in your school email with the title Check for Understanding 2.7.19

1. Go to gmail.com to open your school email
2. Find the correct email to open
3. Answer the questions quietly and individually.
4. Read confirmation email to receive next instructions.



Complete la encuesta en el correo electrónico de su escuela con el título Check for Understanding 2.7.19

1. Vaya a gmail.com para abrir el correo electrónico de su escuela
 2. Encuentra el correo electrónico correcto para abrir
 3. Responda las preguntas en voz baja e individualmente.
 4. Lea la confirmación para recibir las siguientes instrucciones.



How do people or things
travel from place to place
today?

¿Cómo las personas o las cosas viajan de
un lugar a otro hoy?


We are going to explore what some call the first world
wide web.

Vamos a explorar lo que algunos llaman la primera red
mundial.

The Silk Road

1. In your school email find the one with the title Edpuzzle
2. Open the email
3. Follow the instructions inside step by step.

1. En el correo electrónico de tu escuela encuentra el que tiene el título Edpuzzle.
2. Abre el email
3. Sigue las instrucciones adentro paso a paso.



Video should look like this.
El video debería verse así


The Silk Road: Video Discussion



Video should look like this.
El video debería verse así

1. Why didn't certain people travel much during this time period?
2. What did China want to trade with the people from the west?
 3. What was the "Silk Road" used for?
 4. How did the Silk Road change history?
5. Why do some consider the Silk Road as history's first world wide web?

Questions? Preguntas?



Grab your reading from the tray.


Toma tu texto de la bandeja.

You have until the end of the song.

Tienes hasta el final de la canción.



Silk Road Text: Annotations

- Write your heading above the handout 4 section
- Label each section A-F and label each paragraph 1- 12
- You and your partner will read and annotate
 - Highlight or underline the **MAIN IDEA**
 - Circle unfamiliar or confusing words
 - Star information that you are familiar with 
 - Write a [?] next to information you do not understand (ASK after you finish reading)
 - Write a [!] if the information surprised you
- Once we have found the main idea in each paragraph, you and your partner will then hashtag [#] or summarize the main idea of the section.
- Each group will then present their main ideas and hashtags to the rest of the class.

Questions? Preguntas?



Example

Major Sections along the Silk Road

Because Silk Road trade involved such long distances, goods had to be light and valuable. This meant that the goods traded along the Silk Road were often luxury goods such as silk, precious stones, felt, glass, coins, and dyes.

- You and your partner will read and annotate
 - Highlight or underline the **MAIN IDEA**
 - Circle unfamiliar or confusing words
 - Star information that you are familiar with
 - Write a [?] next to information you do not understand (ASK after you finish reading)
 - Write a [!] if the information surprised you
- Once we have found the main idea in each paragraph, you and your partner will then hashtag [#] or summarize the main idea of the section.

Example

The Silk Road can be divided into three major sections representing different geographical regions and different aspects of Silk Road trade. The three sections of the Silk Road trade routes are:

- 1) an eastern section beginning in Chang'an, China, and running along the northern and southern borders of the Taklamakan Desert to the Pamir Mountains;
- 2) a Central Asian section crossing the Pamirs and the Central Asian region of Samarkand; and
- 3) a western section running through Persia to the Mediterranean.

- You and your partner will read and annotate
 - Highlight or underline the **MAIN IDEA**
 - Circle unfamiliar or confusing words
 - Star information that you are familiar with
 - Write a [?] next to information you do not understand (ASK after you finish reading)
 - Write a [!] if the information surprised you
- Once we have found the main idea in each paragraph, you and your partner will then hashtag [#] or summarize the main idea of the section.

Example

Along the eastern section of the Silk Road, the Chinese produced silk to trade or sell to Central Asian traders and merchants. Merchants from Central Asia would go to the western borders of China and trade their herbal medicines and pieces of jade from Khotan for luxurious Chinese silks. These traders would then transport the silk by caravan through the oasis towns of Central Asia. In the oasis town markets, the traders would exchange the silk for other goods from traders from the other side of the Pamir Mountains, who would then transport the silk through the region of Samarkand. Other Persian, Armenian, and Jewish traders handled the silk trade through Persia to the Mediterranean regions, where the silks were finally purchased with gold from Rome.

- You and your partner will read and annotate
 - Highlight or underline the **MAIN IDEA**
 - Circle unfamiliar or confusing words
 - Star information that you are familiar with
 - Write a [?] next to information you do not understand (ASK after you finish reading)
 - Write a [!] if the information surprised you
- Once we have found the main idea in each paragraph, you and your partner will then hashtag [#] or summarize the main idea of the section.

Example

Major Sections along the Silk Road

Because Silk Road trade involved such long distances, goods had to be light and valuable. This meant that the goods traded along the Silk Road were often luxury goods such as silk, precious stones, felt, glass, coins, and dyes.

The Silk Road can be divided into three major sections representing different geographical regions and different aspects of Silk Road trade. The three sections of the Silk Road trade routes are:

- 1) an eastern section beginning in Chang'an, China, and running along the northern and southern borders of the Taklamakan Desert to the Pamir Mountains;
- 2) a Central Asian section crossing the Pamirs and the Central Asian region of Samarkand; and
- 3) a western section running through Persia to the Mediterranean.

Along the eastern section of the Silk Road, the Chinese produced silk to trade or sell to Central Asian traders and merchants. Merchants from Central Asia would go to the western borders of China and trade their herbal medicines and pieces of jade from Khotan for luxurious Chinese silks. These traders would then transport the silk by caravan through the oasis towns of Central Asia. In the oasis town markets, the traders would exchange the silk for other goods from traders from the other side of the Pamir Mountains, who would then transport the silk through the region of Samarkand. Other Persian, Armenian, and Jewish traders handled the silk trade through Persia to the Mediterranean regions, where the silks were finally purchased with gold from Rome.

- Once we have found the main idea in each paragraph, you and your partner will then hashtag [#] or summarize the main idea of the section.

Questions? Preguntas?



****Electronic Submissions ONLY****

Homework

Homework

1. Missing assignments
2. Study for test

Electronic Submission Rules

- If work is emailed, it must arrive the night before the due date.
 - If the due date is Monday, your work needs to be in my inbox on Sunday night at 11:59:59!
- If the email comes in at 12:00, it will be assessed a late penalty.
- Print outs of assignments maybe turned in within the first five minutes of class.
- If the assignments is handed in after five minutes, it will be assessed a late penalty.
- Handwritten assignments will NOT be accepted unless given express permission


Extra Help Materials

- Third Quarter Materials
 - Review Game: https://quizlet.com/_619aso
- Historical Tools:
 - Primary and Secondary Sources
 - <https://youtu.be/xldm6RguzRM>
 - Timeline
 - <https://youtu.be/842mEdbuTJs>
 - Continents and Oceans
 - <https://youtu.be/OCihWUruLRY>
- Early Humans
 - <https://youtu.be/bhzQFIZuNFY>
 - <https://youtu.be/Y1FaVW1nCuc>
- River Valley Civilizations
 - Fertile Crescent:
 - <https://youtu.be/RbKEASap4OE>
 - https://youtu.be/sohXPx_XZ6Y
 - Egypt:
 - <https://youtu.be/960mk5JRSBk>
 - <https://youtu.be/Z3Wvw6BivVI>
 - China:
 - <https://youtu.be/t4ADyduFCys>
 - <https://youtu.be/yIWORyToTo4>
 - Indus River:
 - <https://youtu.be/9peDRkO-TLc>
 - <https://youtu.be/n7ndRwqJYDM>
- Religions
 - Hinduism: <https://youtu.be/lmV2Wd8bOcc>
 - Buddhism: <https://youtu.be/uajX2cSTmll>
 - Judaism: <https://youtu.be/HyEaAcPGAhA>
 - Christianity: <https://youtu.be/Ut-UOhY0s8E>
 - Islam:
 - <http://bit.ly/IslamPopQ>
 - <https://youtu.be/Tpcbfxtdol8>
 - <https://youtu.be/IOF5Xsh7K5Y>
 - <https://youtu.be/zvy0Cb0iHa8>
- Silk Road
 - <https://youtu.be/eO1E8x27LVE>
 - <https://youtu.be/vfe-eNq-Qyg>
 - <https://youtu.be/vn3e37VWc0k>
 - <https://youtu.be/77ktNSPFbwQ>
- Test Taking Strategies
 - <https://youtu.be/mPnt9AFaTdc>
 - https://youtu.be/Q1y8c_MZYvE
 - <https://youtu.be/AIsdnhNDmyY>
 - <https://youtu.be/l-gQLqv9f4o>

Flashcards

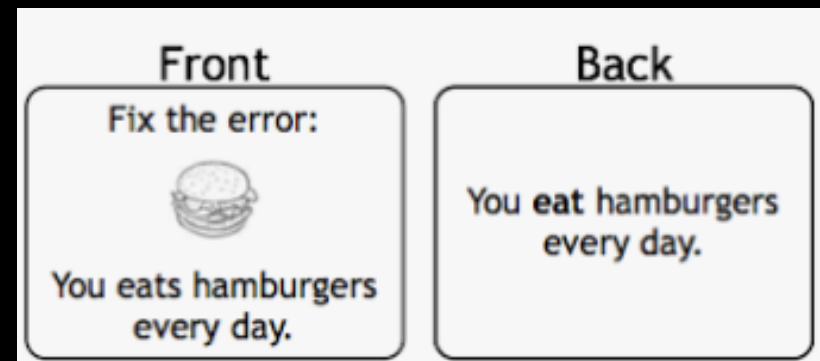


<https://youtu.be/mzCEJVtEDOU>




Effective flashcards have combine pictures and words to describe each vocabulary word while writing the definition on the back.

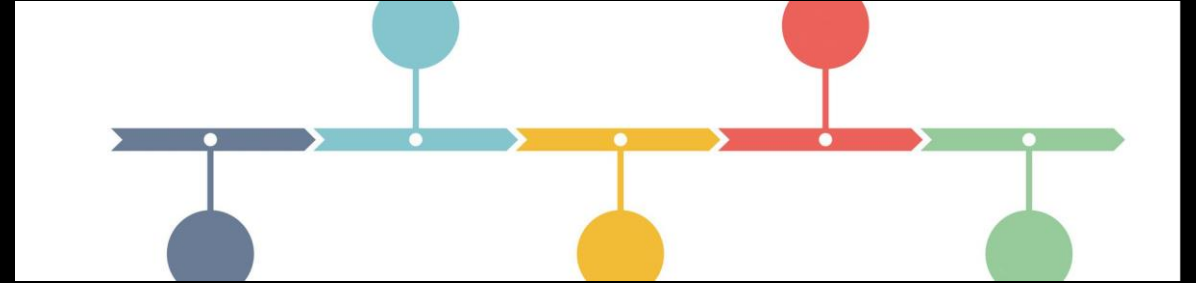
1. Draw your view of the vocabulary word on one side
2. Write the definition on the other side of the same card.
3. One vocabulary word per card
4. Answer yourself verbally and use the cards both ways.



Study Strategies!



- Go to <https://crosswordlabs.com/>
- Go through your packet of notes
- Create a TWENTY clue crossword
- Use vocabulary and proper nouns
- Save and email to a peer for a great review!



- Write the main historical events of the day on individual flash cards.
- Place the date on one side and the event on the other.
- Mix up the cards with the event facing you
- Put the cards in chronological order without looking at the dates