

Women's History Month!

1. Table of Contents: African and American Kingdoms

2. **If you were absent, find your work in the absent bin.**

Si estuviste ausente, encuentra tu trabajo en el contenedor ausente.

3. Take out your Do Now and **Turn in Missing Assignments**
(Entregar tareas faltantes)

4. In Wednesday, answer the below questions. (responde las preguntas)

"It is better to be feared than loved, if you cannot be both." ~ Niccolo Machiavelli

"Es mejor ser temido que ser amado, si no puedes ser ambos". ~ Niccolo
Maquiavelo

Do you agree or disagree with this quote? Why or why not?

¿Está de acuerdo o en desacuerdo con esta cita? ¿Por qué o por qué no?

Things you should know...

PowerSchool will be updated tonight.
PowerSchool se actualizará esta noche.

Grade Replacement Assignment is due 3.22.19. [Email to receive]
Asignación de reemplazo de grado vence 3.22.19.

Midterm Exams begin in 11 days.
There are only 15 days left of this quarter.
Los exámenes parciales son en 11 días.
Solo quedan 15 días para este trimestre.

Tutoring will be on Thursday from 2:30 to 4:00pm.
La tutoría será los martes y jueves de 2:30 a 4:00 pm.

Things you should know...

Formal Grades count for 60% of your grade.

Informal Grades are 20% of your grade.

Midterms are in three weeks and are 20% of grade.


Las calificaciones formales cuentan para el 60% de tu calificación.

Los grados informales son el 20% de tu calificación.


Los exámenes parciales están en tres semanas y son el 20% de grado.

Report Cards will more than likely come out before Spring Break.

Es muy probable que las boletas de calificaciones salgan antes de las vacaciones de primavera.



BEFORE



Ms. Hall's SMART GOALS

1.

I will have students following procedures more than 77% of the time by 3/15/19. I'll reach my goal by reviewing procedures, reward students following procedures, and remind students of what the procedures are.

2.

I will have at least 50% of my students passing with a C or better by 3/15/19. I'll reach this goal by reminding students of work, reviewing vocabulary more, and creating opportunities for more hands on activities.

Do Now Review



"It is better to be feared than loved, if you cannot be both." ~ Niccolo Machiavelli


"Es mejor ser temido que ser amado, si no puedes ser ambos". ~ Niccolo Maquiavelo

Do you agree or disagree with this quote?

Why or why not?

¿Está de acuerdo o en desacuerdo con esta cita? ¿Por qué o por qué no?


Questions about the last lesson?
¿Preguntas sobre la última lección?




Economic Flowchart

How could we depict or show/draw the economic changes that occurred in during the Middle Ages?

¿Cómo podríamos representar o mostrar / dibujar los cambios económicos que ocurrieron durante la Edad Media?



Questions? Preguntas?



Check for Understanding

1. Receive an exit ticket template.
Recibe una plantilla de ticket de salida.
2. Fill out your heading at the top.
Rellene su encabezado en la parte superior.
3. Answer the question with complete sentences using the provided vocabulary words.
Responda la pregunta con oraciones completas utilizando el vocabulario proporcionado.



How did the economy change during the Medieval period?

How did these changes lay the foundation of Modern Europe?

[Urbanization, Commercial Revolution, Manorialism, Guilds, 3 field system]

¿Cómo cambió la economía durante el período medieval?

¿Cómo sentaron estos cambios los cimientos de la Europa moderna?

[urbanización, revolución comercial, señorialismo, gremios, sistema de 3 campos]

Turn your paragraph into the tray.

Entregue su párrafo a la bandeja.

Grab your note sheet from the table.

Toma tu hoja de notas de la mesa.

You have until the end of the song.

Tienes hasta el final de la canción.



Riddle Me This...

Which people would you invented the most?

Which people would you say discovered the most?

Who are the richest people in history?

Who were the first people on the land called the Americas?

¿Qué personas inventarías más?

¿Qué personas dirías que descubrieron más?

¿Quiénes son las personas más ricas de la historia?

¿Quiénes fueron las primeras personas en la tierra llamada las Américas?



Africa and America Reading

Instructions: You will be the expert of your assigned page and will teach your peers

Instrucciones: Usted será el experto de su página asignada y enseñará a sus compañeros

• Steps to be Successful / Pasos para tener éxito


1. Read highlighted section of text
Leer la sección resaltada del texto.
2. Take note of key vocabulary/questions
Toma nota del vocabulario clave/preguntas
3. Summarize information (5Ws)
Resumir información (5Ws)

5 Ws

1. Who are the people?
¿Quiénes son las personas?
2. What makes them unique?
¿Qué los hace únicos?
3. When did they live? / ¿Cuándo vivieron?
4. Where did they live? / ¿Dónde vivían?
5. Why study them? / ¿Por qué estudiarlos?




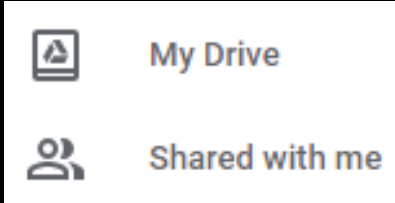
Questions? Preguntas?



Africa and America Reading

10:00

Document Location

- Go to Google Drive
Ir a Google Drive 
- Click on Shared with Me → 
Haz clic en Compartido conmigo.
- Click on the 3.13.19 Reading Folder
Haga clic en la carpeta de lectura 3.13.19
- Click on file assigned to you.
Haga clic en el archivo asignado a usted.




Steps to be Successful Pasos para tener éxito

1. Read highlighted section of text
Leer la sección resaltada del texto.
2. Take note of key vocabulary/questions
Toma nota del vocabulario clave/preguntas
3. Summarize information (5Ws)
Resumir información (5Ws)

5 Ws


1. Who are the people?
¿Quiénes son las personas?
2. What makes them unique?
¿Qué los hace únicos?
3. When did they live? / ¿Cuándo vivieron?
4. Where did they live? / ¿Dónde vivían?
5. Why study them? / ¿Por qué estudiarlos?

Questions? Preguntas?



Exit Ticket: 321

- Grab a sticky note / Agarra una nota adhesiva.
 - Write your name on the back. / Escribe tu nombre en la parte posterior.
 - On the front write the following / Uno al frente escribe lo siguiente
 - 3 facts about your civilization
 - 2 ways they contributed to society
 - 1 prediction about your people after they interact with Europeans
- 3 hechos sobre tu civilización
- 2 formas en que contribuyeron a la sociedad.
- 1 predicción sobre tu gente después de que interactúen con los europeos



****Electronic Submissions ONLY****

Homework

Homework

1. Missing Assignments
2. Grade Replacement Assignment
3. Study for Midterms

Electronic Submission Rules

- If work is emailed, it must arrive the night before the due date.
 - If the due date is Monday, your work needs to be in my inbox on Sunday night at 11:59:59!
- If the email comes in at 12:00, it will be assessed a late penalty.
- Print outs of assignments maybe turned in within the first five minutes of class.
- If the assignments is handed in after five minutes, it will be assessed a late penalty.
- Handwritten assignments will NOT be accepted unless given express permission

Extra Help Materials

- This Quarter Materials
 - Review Game:
 - <https://join.quizizz.com/696922>
 - Review Game: <https://quizlet.com/619a50>
 - <https://quizlet.com/613ahi>
- Historical Tools:
 - Primary and Secondary Sources
 - <https://youtu.be/xldm6RguzRM>
 - Timeline
 - <https://youtu.be/842mEdbuTJs>
 - Continents and Oceans
 - <https://youtu.be/OCihWUruLRY>
- Early Humans
 - <https://youtu.be/bhzQFIZuNFY>
 - <https://youtu.be/Y1FaVW1nCuc>
- River Valley Civilizations
 - Fertile Crescent:
 - <https://youtu.be/RbKEASap4OE>
 - https://youtu.be/sohXPx_XZ6Y
 - Egypt:
 - <https://youtu.be/960mk5JRSBK>
 - <https://youtu.be/Z3Wvw6BivVI>
 - China:
 - <https://youtu.be/t4ADyduFCys>
 - <https://youtu.be/yIWORyToTo4>
 - Indus River:
 - <https://youtu.be/9peDRkO-TLc>
 - <https://youtu.be/n7ndRwqJYDM>
- Religions
 - Hinduism: <https://youtu.be/lmV2Wd8bOcc>
 - Buddhism: <https://youtu.be/uajX2cSTmll>
 - Judaism: <https://youtu.be/HyEaAcPGAhA>
 - Christianity: <https://youtu.be/Ut-UOhY0s8E>
 - Islam:
 - <http://bit.ly/IslamPopQ>
 - <https://youtu.be/Tpcbfxtdol8>
 - <https://youtu.be/IOF5Xsh7K5Y>
 - <https://youtu.be/zvy0Cb0iHa8>
- Greece
 - <https://youtu.be/5FVpL4ma8nQ>
 - <https://youtu.be/Q-mkVSasZIM>
 - <https://youtu.be/0F5qlu3nSDY>
 - <https://youtu.be/JgG9Go1Pdug>
 - <https://youtu.be/KbhUtZB5EqY>
- Rome
 - <http://bit.ly/RomanVocab122>
 - <http://bit.ly/RomanFallFactors>
 - <https://youtu.be/m5V-IK1cEtE>
 - <https://youtu.be/mFYHmIn0qLg>
 - <https://youtu.be/3PszVWZNWVA>
 - <https://youtu.be/FI1ylg4GKv8>
 - <https://youtu.be/rCzxqSpu9wM>
- Test Taking Strategies
 - <https://youtu.be/mPnt9AFaTdc>
 - https://youtu.be/Q1y8c_MZYvE
 - <https://youtu.be/AlsdnhNDmyY>
 - <https://youtu.be/l-gQLqv9f4o>
- Middle Ages
 - <https://youtu.be/QV7CanyzhZg>
 - https://youtu.be/GqeiY_ZvFHo
 - <https://youtu.be/cTTaVnZyG2g>
 - <https://youtu.be/Gd4lopIPObA>
 - <https://youtu.be/GVMvl05hCrI>
- Crusades
 - https://youtu.be/Dv_Gussoya8
- Development of England/France:
 - <http://bit.ly/100YWG>
 - https://youtu.be/F_5My8XH-n0
 - <https://youtu.be/ZdHdZ77WvWM>
 - <https://youtu.be/EsMenflFprw>
- Conflicts in the Middle Ages
 - <https://youtu.be/5Wre7IF9rKs>
 - https://youtu.be/Ya_BL8nqkUk
 - https://youtu.be/fu_ZU9P2fv8
 - <https://youtu.be/CgoBCyOixdQ>
- Black Death
 - <https://youtu.be/v8Gk1a-RMAM>
 - <https://youtu.be/kScxc9DPnY>
 - <https://youtu.be/sFUQCWghjWc>
 - <https://youtu.be/mVSHieg9Jac>
- Renaissance
 - https://youtu.be/t-uMRU_6TaE


Extra Help Materials {Cont.}

- Reformation
 - <https://youtu.be/D7gtYwQ1ubk>
 - <https://youtu.be/1o8oIElBNxE>
 - https://youtu.be/Q2t9ZlbNJ_s
 - https://youtu.be/C4d_7dOC-GQ
 - <https://youtu.be/TOufxhVywKw>
 - https://youtu.be/M-9F7GPI_J4
- Early Americans and Africans
 - <https://youtu.be/S5Lp0KrQTqM>
 - <https://youtu.be/O3YJMaL55TM>
- Exploration
 - <https://youtu.be/vf82WAw0lqw>
 - <https://youtu.be/GD3dgiDreGc>
 - Flocabulary Video: Class code: **NJCSVB**
- Columbian Exchange
 - <https://youtu.be/dRBipnpq6Wg>
 - <https://youtu.be/OwMcRljS3SM>
 - <https://youtu.be/HQPA5oNpfM4>

Flashcards

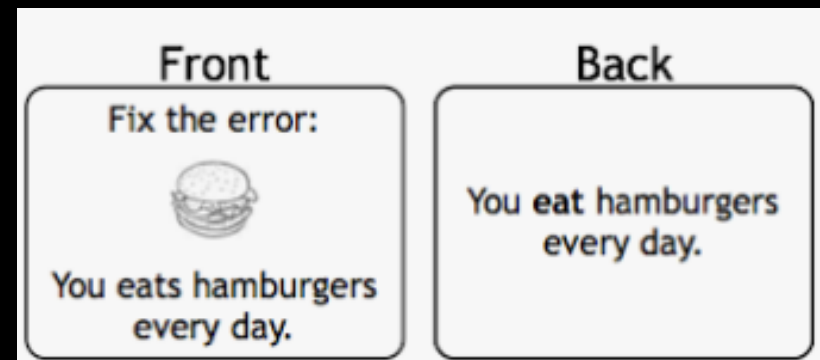


<https://youtu.be/mzCEJVtEDOU>




Effective flashcards have combine pictures and words to describe each vocabulary word while writing the definition on the back.

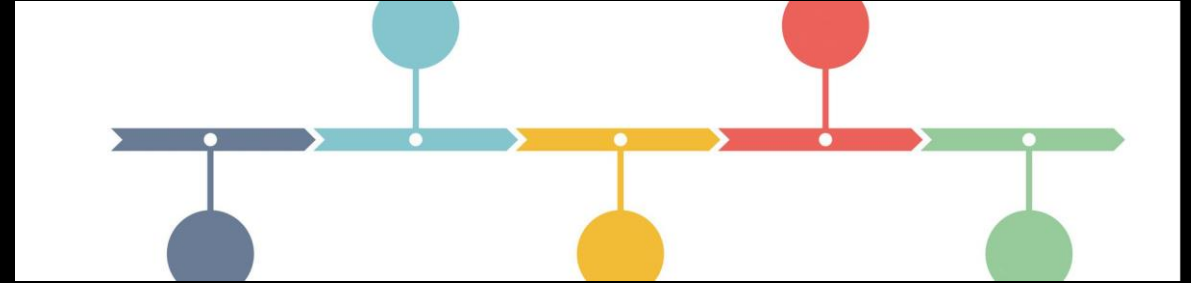
1. Draw your view of the vocabulary word on one side
2. Write the definition on the other side of the same card.
3. One vocabulary word per card
4. Answer yourself verbally and use the cards both ways.



Study Strategies!



- Go to <https://crosswordlabs.com/>
- Go through your packet of notes
- Create a TWENTY clue crossword
- Use vocabulary and proper nouns
- Save and email to a peer for a great review!



- Write the main historical events of the day on individual flash cards.
- Place the date on one side and the event on the other.
- Mix up the cards with the event facing you
- Put the cards in chronological order without looking at the dates