

Happy Women's History Month!

1. Table of Contents: Midterm Review

2. **If you were absent, find your work in the absent bin.**

Si estuviste ausente, encuentra tu trabajo en el contenedor ausente.

3. Take out your Do Now and Turn in Missing Assignments

4. In Friday, answer the below question. (responde la pregunta)

5. Research on your computer to find your answers.

Investiga en tu computadora para encontrar tus respuestas.

What protests in history were
started by women?

¿Qué protestas en la historia
fueron iniciadas por mujeres?

The logo for The Guardian newspaper, featuring the words "The Guardian" in a white, serif font on a red background.

Things you should know...

All missing assignments must be turned in today!
Todas las tareas faltantes deben ser entregadas hoy!

Grade Replacement Assignment is due today!
Asignación de reemplazo de grado se debe hoy!

Midterm Exams begin in 3 days.
There are only 6 days left of this quarter.
Los exámenes parciales son en 3 días.
Solo quedan 6 días para este trimestre.

Tutoring will be on Tuesday and Thursday from 2:30 to 4:00pm.
La tutoría será los martes y jueves de 2:30 a 4:00 pm.

Things you should know...

Formal Grades count for 60% of your grade.

Informal Grades are 20% of your grade.

Midterms are in three weeks and are 20% of grade.


Las calificaciones formales cuentan para el 60% de tu calificación.

Los grados informales son el 20% de tu calificación.


Los exámenes parciales están en tres semanas y son el 20% de grado.

Report Cards will more than likely come out before Spring Break.

Es muy probable que las boletas de calificaciones salgan antes de las vacaciones de primavera.



BEFORE



Ms. Hall's SMART GOALS

1.

I will have students following procedures more than 77% of the time by 4/5/19. I'll reach my goal by reviewing procedures, reward students following procedures, and remind students of what the procedures are.

2.

I will have at least 50% of my students passing with a C or better by 3/28/19. I'll reach this goal by reminding students of work, reviewing vocabulary more, and creating opportunities for more hands on activities.

Class Data

Percent passing the course with 70 higher

2nd Block: 59% [10]

3rd Block: 30% [7]

4th Block: 30% [8]



Kudos [As] : Ms. Ketevi

Do Now Review

What protests in history were started by women?

¿Qué protestas en la historia fueron iniciadas por mujeres?






Turn your Do Now into the tray.

Convierte tu respuesta en la bandeja.

You have until the end of the song.

Tienes hasta el final de la canción.

Questions about the last lesson?
¿Preguntas sobre la última lección?



Slave Trade Simulation

- Go to <http://bit.ly/SlaveTradeTime>
- Read the article and answer the questions with a partner.
Lea el artículo y responda las preguntas con un compañero.
- If you finish early, click on more ships to get more information.
Si terminas temprano, haz clic en más naves para obtener más información.


Does this information debunk a myth? ¿Esta información desacredita un mito?

Fact or Myth?

1. 4. Most slaves were imported into the United States.
La mayoría de los esclavos vinieron a los Estados Unidos.
5. The United States fought a Civil War over slavery.
Los Estados Unidos pelearon una guerra civil por la esclavitud.



Questions? Preguntas?



Check for Understanding

Take out a fresh sheet of paper / Saca una nueva hoja de papel.

Write your heading / Escriba su nombre, fecha, bloque y clase


Answer the below question with at least three complete sentences

Responda la siguiente pregunta con al menos tres oraciones completas

How did the Atlantic Slave trade effect
modern day society?

¿Cómo afectó el comercio de esclavos
del Atlántico a la sociedad moderna?

Questions? Preguntas?



How prepared do you feel for your midterm?
¿Qué tan preparado te sientes para esta prueba?



1



2



3



4



5

Pack up except for a sheet of paper and a writing utensil.

Empaque excepto una hoja de papel y un utensilio de escritura.

READ



Review Jeopardy!

- We are going to play jeopardy in teams! ¡Vamos a jugar peligro en equipos!
- Each group has a board, eraser, and marker.
Cada grupo tiene una pizarra, un borrador y un marcador.
- When time is up, you will put your board in the air to get credit.
Cuando se acabe el tiempo, pondrás tu tabla en el aire para obtener crédito.
- After each question, pass the marker and board to the person to the right.
Después de cada pregunta, pase el marcador y el tablero a la persona a la derecha.
- This game I will not penalize for incorrect answers. Este juego no te penalizaré por respuestas incorrectas.
- The piece of paper is important! Write down the topics to the questions you did not know or got wrong! This can be an emergency study guide.
¡La hoja de papel es importante! ¡Escriba los temas a las preguntas que no sabía o se equivocó! Esto puede ser una guía de estudio de emergencia

Exit Ticket

Think about your response to the below question.

Wait your turn to provide two specific activities.

Piense en su respuesta a la siguiente pregunta. Espere su turno para proporcionar dos actividades específicas.

How will you study in preparation for
your exam?

¿Cómo estudiarás en preparación para
tu examen?

****Electronic Submissions ONLY****

Homework

Homework

1. Study for Midterms

Electronic Submission Rules

- If work is emailed, it must arrive the night before the due date.
 - If the due date is Monday, your work needs to be in my inbox on Sunday night at 11:59:59!
- If the email comes in at 12:00, it will be assessed a late penalty.
- Print outs of assignments maybe turned in within the first five minutes of class.
- If the assignments is handed in after five minutes, it will be assessed a late penalty.
- Handwritten assignments will NOT be accepted unless given express permission

Extra Help Materials

- This Quarter Materials
 - Review Game:
 - <https://join.quizizz.com> 696922
 - Review Game:
 - <https://quizlet.com/> 619aso
 - <https://quizlet.com/> 613ahi
- Historical Tools:
 - Primary and Secondary Sources
 - <https://youtu.be/xIdm6RguzRM>
 - Timeline
 - <https://youtu.be/842mEdbuTJs>
 - Continents and Oceans
 - <https://youtu.be/OCihWUruLRY>
- Early Humans
 - <https://youtu.be/bhzQFIZuNFY>
 - <https://youtu.be/Y1FaVW1nCuc>
- River Valley Civilizations
 - Fertile Crescent:
 - <https://youtu.be/RbKEASap4OE>
 - https://youtu.be/sohXPx_XZ6Y
 - Egypt:
 - <https://youtu.be/960mk5JR5Bk>
 - <https://youtu.be/Z3Wvw6BivVI>
 - China:
 - <https://youtu.be/t4ADyduFCys>
 - <https://youtu.be/yIWORyToTo4>
 - Indus River:
 - <https://youtu.be/9peDRkO-TLc>
 - <https://youtu.be/n7ndRwqJYDM>
- Religions
 - Hinduism: <https://youtu.be/lmV2Wd8bOcc>
 - Buddhism: <https://youtu.be/uajX2cSTmll>
 - Judaism: <https://youtu.be/HyEaAcPGAHA>
 - Christianity: <https://youtu.be/Ut-UOhY0s8E>
 - Islam:
 - <http://bit.ly/IslamPopQ>
 - <https://youtu.be/TpcbfxtdoI8>
 - <https://youtu.be/IOF5Xsh7K5Y>
 - <https://youtu.be/zvy0Cb0iHa8>
- Greece
 - <https://youtu.be/5FVpL4ma8nQ>
 - <https://youtu.be/Q-mkVSasZIM>
 - <https://youtu.be/0F5qlu3nSDY>
 - <https://youtu.be/JgG9Go1Pdug>
 - <https://youtu.be/KbhUtZB5EqY>
- Rome
 - <http://bit.ly/RomanVocab122>
 - <http://bit.ly/RomanFallFactors>
 - <https://youtu.be/m5V-IK1cEtE>
 - <https://youtu.be/mFYHmln0qLg>
 - <https://youtu.be/3PszVWZNWVA>
 - <https://youtu.be/FI1yIlg4GKv8>
 - <https://youtu.be/rCzqxSpu9wM>
- Test Taking Strategies
 - <https://youtu.be/mPnt9AFaTdc>
 - https://youtu.be/Q1y8c_MZYvE
 - <https://youtu.be/AIsdnhNDmyY>
 - <https://youtu.be/l-gQLqv9f4o>
- Middle Ages
 - <https://youtu.be/QV7CanyzhZg>
 - https://youtu.be/Gqeyi_ZvFHo
 - <https://youtu.be/cTTaVnZyG2g>
 - <https://youtu.be/Gd4lopIPObA>
 - <https://youtu.be/GVMvl05hCrI>
- Crusades
 - https://youtu.be/Dv_Gussoya8
- Development of England/France:
 - <http://bit.ly/100YWG>
 - https://youtu.be/F_5My8XH-n0
 - <https://youtu.be/ZdHdZ77WvWM>
 - <https://youtu.be/EsMenflFprw>
- Conflicts in the Middle Ages
 - <https://youtu.be/5Wre7IF9rKs>
 - https://youtu.be/Ya_BL8nqkUK
 - https://youtu.be/fu_ZU9P2fv8
 - <https://youtu.be/CgoBCyOixdQ>
- Black Death
 - <https://youtu.be/v8Gk1a-RMAM>
 - <https://youtu.be/kScxc9DPnY>
 - <https://youtu.be/sFUQCWghjWc>
 - <https://youtu.be/mVSHieg9Jac>
- Renaissance
 - https://youtu.be/t-uMRU_6TaE


Extra Help Materials {Cont.}

- Reformation
 - <https://youtu.be/D7gtYwQ1ubk>
 - <https://youtu.be/1o8oIELbNxE>
 - https://youtu.be/Q2t9ZlbNJ_s
 - https://youtu.be/C4d_7dOC-GQ
 - <https://youtu.be/TOufxhVywKw>
 - https://youtu.be/M-9F7GPI_J4
- Early Americans and Africans
 - <https://youtu.be/S5Lp0KrQTqM>
 - <https://youtu.be/O3YJMaL55TM>
- Exploration
 - <https://youtu.be/vf82WAw0lqw>
 - <https://youtu.be/GD3dgiDreGc>
- Columbian Exchange
 - <https://youtu.be/dRBipnpq6Wg>
 - <https://youtu.be/OwMcRljS3SM>
 - <https://youtu.be/HQPA5oNpfM4>
- Economics
 - <https://youtu.be/b4pnutYN97U>
 - <https://youtu.be/NWFXiHaGcWg>
- Atlantic Slave Trade
 - <https://youtu.be/0IJrhQE6DZk>
 - https://youtu.be/dnV_MTFEGiY
 - <http://bit.ly/2pbPbNv>

Flashcards

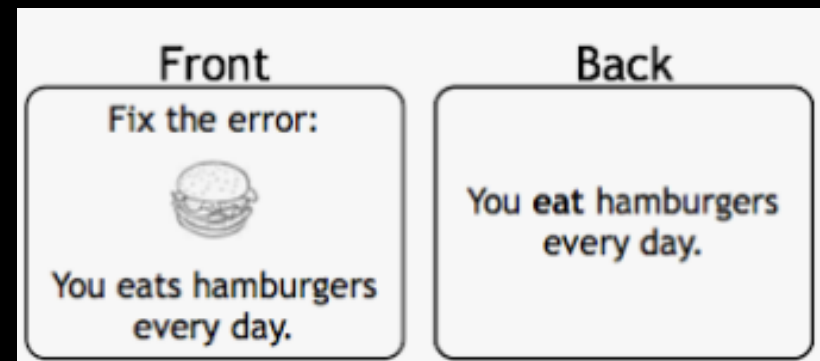


<https://youtu.be/mzCEJVtEDOU>




Effective flashcards have combine pictures and words to describe each vocabulary word while writing the definition on the back.

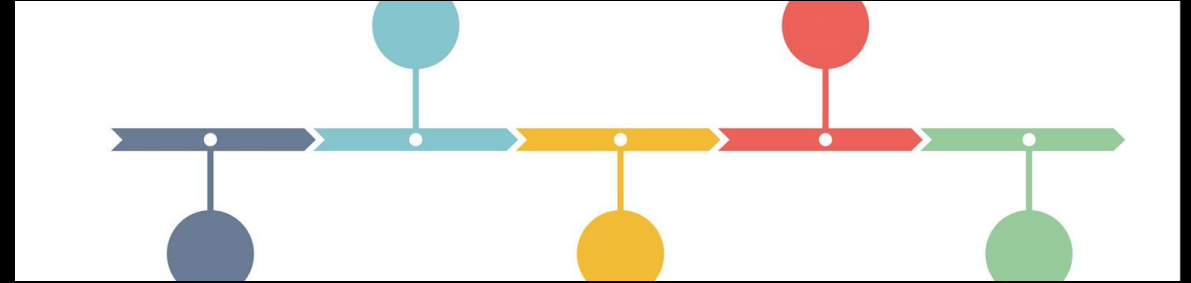
1. Draw your view of the vocabulary word on one side
2. Write the definition on the other side of the same card.
3. One vocabulary word per card
4. Answer yourself verbally and use the cards both ways.



Study Strategies!



- Go to <https://crosswordlabs.com/>
- Go through your packet of notes
- Create a TWENTY clue crossword
- Use vocabulary and proper nouns
- Save and email to a peer for a great review!



- Write the main historical events of the day on individual flash cards.
- Place the date on one side and the event on the other.
- Mix up the cards with the event facing you
- Put the cards in chronological order without looking at the dates