

# Happy Women's History Month!

1. Table of Contents: Age of Revolutions

2. **If you were absent, find your work in the absent bin.**

**Si estuviste ausente, encuentra tu trabajo en el contenedor ausente.**

1. Take out a sheet of paper

**Saca una hoja de papel**

2. Write the heading, title, and EQ.

**Escribe el encabezado, título y EQ**

3. Write down your definition of a revolution.

**Escribe tu definición de revolución.**

<input type="radio"/>	Full Name	3.25.19
	World History	Block #
	Midterm Project	
	EQ: What key information describes your revolution? ¿Qué información clave describe tu revolución?	
<input type="radio"/>	Revolution!	

# Midterm Exam Review

There are 30 multiple choice questions and four short answer questions to answer on this exam.

Hay 30 preguntas de opción múltiple y cuatro preguntas de respuesta corta para responder en este examen.

I cannot talk about the Midterm until next week.


No puedo hablar de Midterm hasta la próxima semana.

When you take your Midterm, you will have to turn in your phone.

Cuando tomes tu Midterm, tendrás que entregar tu teléfono.

Questions? Preguntas?





Circle Up!

# Circle Up!

Round #1\*

What is your first and last name? ¿Cuál es su nombre y apellido?

What is your favorite cereal? ¿Cuál es tu cereal favorito?

# Circle Up!

## Round #2\*

Describe one thing in the video that stood out with you. Why?  
Describa una cosa en el video que destacó con usted. ¿Por qué?

## Round #3\*

Name an accomplishment you have achieved in life so far.  
Nombre un logro que ha logrado en la vida hasta ahora

## Round #4\*

Why do you think some students may have difficult time recovering from setbacks?

¿Por qué crees que algunos estudiantes pueden tener dificultades para recuperarse de los contratiempos?

# Circle Up!

## Round #5\*

Name one thing you are currently striving towards besides graduation. What is one thing you can do today towards reaching this goal?

Nombre una cosa por la que se está esforzando actualmente además de la graduación. ¿Qué es una cosa que puedes hacer hoy para alcanzar esta meta?

## Round #6\*

How are you feeling?

¿Como te sientes?

# What is a revolution?





# Revolution Project

Objective: To create a presentation about a revolution and teach it to the class.

## WHAT IS A REVOLUTION?

A revolution is an overthrow of a system in favor of a new system...

## THE REVOLUTIONS WE ARE EXAMINING ARE...

Scientific Revolution  
Enlightenment  
American Revolution  
French Revolution  
Haitian Revolution  
Latin American Revolution  
Industrial Revolution



## Revolution Project Introduction

- You will have your first formal grade assignment of 4th quarter to complete on your non Midterm days.  
Tendrá su primera asignación formal de calificaciones del cuarto trimestre para completar en sus días no intermedios.
  - 25<sup>th</sup>, 26<sup>th</sup>, 27<sup>th</sup>, 28<sup>th</sup> and 29<sup>th</sup>
- This final product will be presented on the 29th.  
Este producto final será presentado el día 29.
  - If you are absent you, the highest you can receive is a 60.  
Si estás ausente, lo máximo que puedes recibir es 60.

# Revolution Project Introduction

- Your rubric shows exactly how you will be graded  
Tu rúbrica muestra exactamente cómo serás calificado
- On the back is the format and requirements  
En la parte posterior está el formato y los requisitos.
- You will find out your groups and topics today.  
Descubrirás tus grupos y temas hoy.



Questions? Preguntas?



# Rubric Review

1. How many references are you required to have per person?  
¿Cuántas referencias debes tener por persona?
2. How many points is good eye contact?  
¿Cuántos puntos es buen contacto visual?
3. How long does your presentation have to be?  
¿Cuánto tiempo tiene que ser su presentación?
4. What do you need on each slide and how many is the max?  
¿Qué necesita en cada diapositiva y cuántos es el máximo?
5. How many pulse check questions must your whole group create?  
¿Cuántas preguntas de control de pulso debe crear todo tu grupo?

# Revolution Project Groups and Topics

- Listen for your name Escucha tu nombre
- Come up front to grab your information sheet.  
Ven al frente para tomar tu hoja de información.
- Discuss with your group members who is taking which topic. Inform Ms. Hall of your choices within 2 minutes.  
Discuta con los miembros de su grupo quién está tomando qué tema. Informe a la Sra. Hall de sus elecciones en 2 minutos.
- Start researching your topic!  
¡Empieza a investigar tu tema!

# Revolution Project Groups and Topics

- Start researching your topic!

- Use your textbook as your first source

Usa tu libro de texto como tu primera fuente

- Second source can be a credible website.

La segunda fuente puede ser un sitio web creíble.

- Make sure you are citing/taking note of all websites you are using.

Asegúrese de que está citando / tomando nota de todos los sitios web que está utilizando.

## STEP 2: EXAMPLE

# The Neolithic Revolution

- The Neolithic Revolution or the Agricultural Revolution changed human history forever.

This event occurred during the Neolithic Age around 10,000 BCE.

The major change that happened during this time was that humans became more sedentary instead of nomadic.



People  
learned to  
farm and  
domesticate





# Exit Ticket


1. Take out a sheet of paper
2. Write your heading and title
3. Write down
  1. Three facts you learned about your revolution.  
Tres hechos que aprendiste sobre tu revolución.
  2. Two things that will be in your presentation.  
Dos cosas que estarán en tu presentación.
  3. One question you have on the material  
Una pregunta que tienes sobre el material.

<input type="radio"/>	Full Name	3.25.19
<input type="radio"/>	World History	Block #
	Exit Ticket	
	3-2-1	
<input type="radio"/>	3	<ul style="list-style-type: none"><li>• I learned / Yo aprendi</li><li>• I learned</li><li>• I learned</li></ul>
<input type="radio"/>	2	<ul style="list-style-type: none"><li>• _____ will be in my presentation _____ estará en mi presentación</li><li>• _____ will be in my presentation</li></ul>
<input type="radio"/>	1	<ul style="list-style-type: none"><li>• One question I have is...</li><li>• Una pregunta que tengo es ...</li></ul>
<input type="radio"/>		

Questions? Preguntas?



Questions about the last lesson?  
¿Preguntas sobre la última lección?



# **\*\*Electronic Submissions ONLY\*\***

## Homework

### Homework

#### 1. Study for Midterms

### Electronic Submission Rules

- If work is emailed, it must arrive the night before the due date.
  - If the due date is Monday, your work needs to be in my inbox on Sunday night at 11:59:59!
- If the email comes in at 12:00, it will be assessed a late penalty.
- Print outs of assignments maybe turned in within the first five minutes of class.
- If the assignments is handed in after five minutes, it will be assessed a late penalty.
- Handwritten assignments will NOT be accepted unless given express permission

# Extra Help Materials

- This Quarter Materials
  - Review Game:
    - <https://join.quizizz.com> 696922
    - Review Game:
      - <https://quizlet.com/> 619aso
      - <https://quizlet.com/> 613ahi
- Historical Tools:
  - Primary and Secondary Sources
    - <https://youtu.be/xIdm6RguzRM>
  - Timeline
    - <https://youtu.be/842mEdbuTJs>
  - Continents and Oceans
    - <https://youtu.be/OCihWUruLRY>
- Early Humans
  - <https://youtu.be/bhzQFIZuNFY>
  - <https://youtu.be/Y1FaVW1nCuc>
- River Valley Civilizations
  - Fertile Crescent:
    - <https://youtu.be/RbKEASap4OE>
    - [https://youtu.be/sohXPx\\_XZ6Y](https://youtu.be/sohXPx_XZ6Y)
  - Egypt:
    - <https://youtu.be/960mk5JR5Bk>
    - <https://youtu.be/Z3Wvw6BivVI>
  - China:
    - <https://youtu.be/t4ADyduFCys>
    - <https://youtu.be/yIWORyToTo4>
  - Indus River:
    - <https://youtu.be/9peDRkO-TLc>
    - <https://youtu.be/n7ndRwqJYDM>
- Religions
  - Hinduism: <https://youtu.be/lmV2Wd8bOcc>
  - Buddhism: <https://youtu.be/uajX2cSTmll>
  - Judaism: <https://youtu.be/HyEaAcPGAHA>
  - Christianity: <https://youtu.be/Ut-UOhY0s8E>
  - Islam:
    - <http://bit.ly/IslamPopQ>
    - <https://youtu.be/TpcbfxtdoI8>
    - <https://youtu.be/IOF5Xsh7K5Y>
    - <https://youtu.be/zvy0Cb0iHa8>
- Greece
  - <https://youtu.be/5FVpL4ma8nQ>
  - <https://youtu.be/Q-mkVSasZIM>
  - <https://youtu.be/0F5qlu3nSDY>
  - <https://youtu.be/JgG9Go1Pdug>
  - <https://youtu.be/KbhUtZB5EqY>
- Rome
  - <http://bit.ly/RomanVocab122>
  - <http://bit.ly/RomanFallFactors>
  - <https://youtu.be/m5V-IK1cEtE>
  - <https://youtu.be/mFYHmln0qLg>
  - <https://youtu.be/3PszVWZNWVA>
  - <https://youtu.be/FI1ylg4GKv8>
  - <https://youtu.be/rCzqxSpu9wM>
- Test Taking Strategies
  - <https://youtu.be/mPnt9AFaTdc>
  - [https://youtu.be/Q1y8c\\_MZYvE](https://youtu.be/Q1y8c_MZYvE)
  - <https://youtu.be/AIsdnhNDmyY>
  - <https://youtu.be/l-gQLqv9f4o>
- Middle Ages
  - <https://youtu.be/QV7CanyzhZg>
  - [https://youtu.be/Gqeyi\\_ZvFHo](https://youtu.be/Gqeyi_ZvFHo)
  - <https://youtu.be/cTTaVnZyG2g>
  - <https://youtu.be/Gd4lopIPObA>
  - <https://youtu.be/GVMvl05hCrI>
- Crusades
  - [https://youtu.be/Dv\\_Gussoya8](https://youtu.be/Dv_Gussoya8)
- Development of England/France:
  - <http://bit.ly/100YWG>
  - [https://youtu.be/F\\_5My8XH-n0](https://youtu.be/F_5My8XH-n0)
  - <https://youtu.be/ZdHdZ77WvWM>
  - <https://youtu.be/EsMenflFprw>
- Conflicts in the Middle Ages
  - <https://youtu.be/5Wre7IF9rKs>
  - [https://youtu.be/Ya\\_BL8nqkUK](https://youtu.be/Ya_BL8nqkUK)
  - [https://youtu.be/fu\\_ZU9P2fv8](https://youtu.be/fu_ZU9P2fv8)
  - <https://youtu.be/CgoBCyOixdQ>
- Black Death
  - <https://youtu.be/v8Gk1a-RMAM>
  - <https://youtu.be/kScxc9DPnY>
  - <https://youtu.be/sFUQCWghjWc>
  - <https://youtu.be/mVSHieg9Jac>
- Renaissance
  - [https://youtu.be/t-uMRU\\_6TaE](https://youtu.be/t-uMRU_6TaE)

# Extra Help Materials {Cont.}

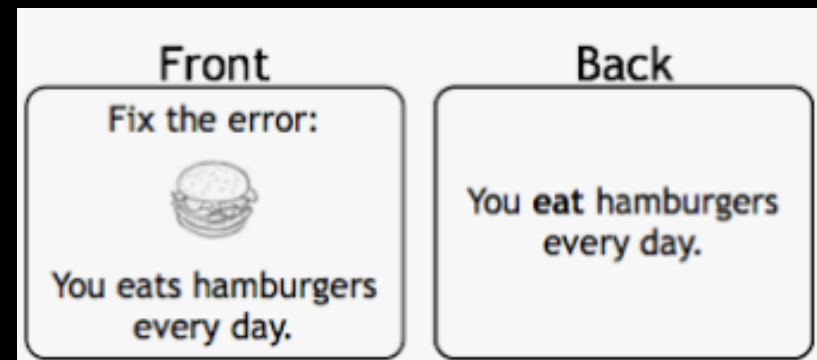

- Reformation
  - <https://youtu.be/D7gtYwQ1ubk>
  - <https://youtu.be/1o8oIELbNxE>
  - [https://youtu.be/Q2t9ZlbNJ\\_s](https://youtu.be/Q2t9ZlbNJ_s)
  - [https://youtu.be/C4d\\_7dOC-GQ](https://youtu.be/C4d_7dOC-GQ)
  - <https://youtu.be/TOufxhVywKw>
  - [https://youtu.be/M-9F7GPI\\_J4](https://youtu.be/M-9F7GPI_J4)
- Early Americans and Africans
  - <https://youtu.be/S5Lp0KrQTqM>
  - <https://youtu.be/O3YJMaL55TM>
- Exploration
  - <https://youtu.be/vf82WAw0lqw>
  - <https://youtu.be/GD3dgiDreGc>
- Columbian Exchange
  - <https://youtu.be/dRBipnpq6Wg>
  - <https://youtu.be/OwMcRljS3SM>
  - <https://youtu.be/HQPA5oNpfM4>
- Economics
  - <https://youtu.be/b4pnutYN97U>
  - <https://youtu.be/NWFXiHaGcWg>
- Atlantic Slave Trade
  - <https://youtu.be/0IJrhQE6DZk>
  - [https://youtu.be/dnV\\_MTFEGiY](https://youtu.be/dnV_MTFEGiY)
  - <http://bit.ly/2pbPbNv>

# Flashcards


Effective flashcards have combine pictures and words to describe each vocabulary word while writing the definition on the back.

1. Draw your view of the vocabulary word on one side
2. Write the definition on the other side of the same card.
3. One vocabulary word per card
4. Answer yourself verbally and use the cards both ways.

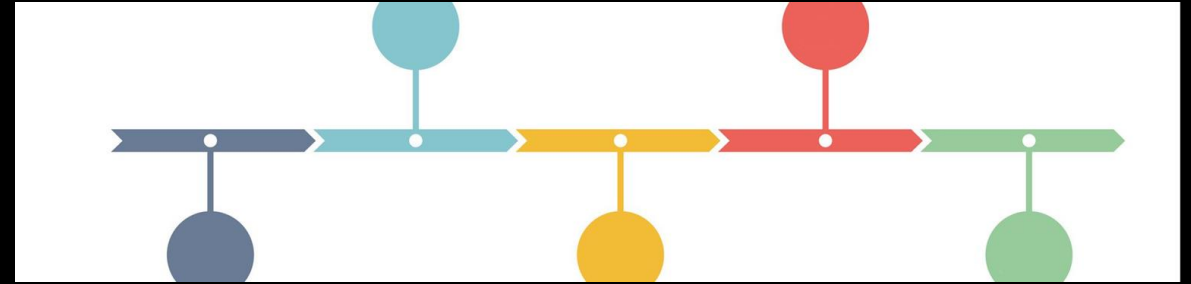
<https://youtu.be/mzCEJVtEDOU>



# Study Strategies!



- Go to <https://crosswordlabs.com/>
- Go through your packet of notes
- Create a TWENTY clue crossword
- Use vocabulary and proper nouns
- Save and email to a peer for a great review!



- Write the main historical events of the day on individual flash cards.
- Place the date on one side and the event on the other.
- Mix up the cards with the event facing you
- Put the cards in chronological order without looking at the dates