

Happy Women's History Month!

1. Table of Contents: Midterm / Age of Revolutions

2. **If you were absent, find your work in the absent bin.**

Si estuviste ausente, encuentra tu trabajo en el contenedor ausente.

3. Take out your Rubric and Notes

4. Read the quote and be prepared to discuss your response.

Do you agree or disagree? Why or Why not?



**By failing to prepare, you
are preparing to fail.**

Benjamin Franklin

"Al no prepararte,
te estás
preparando para
fallar".

How can you prepare for success?
What can you do to fall forward?

¿Cómo puedes prepararte para el éxito?
¿Qué puedes hacer para caer hacia adelante?

After the Midterm

Data Tracker

- Update your Data Tracker sheets with your Midterm data
Actualice sus hojas de Data Tracker con sus datos de medio término
- You will have three. Deberías tener tres.
 - One White / Un blanco
 - One Blue / Un azul
 - One Orange / Una naranja

Survey

- Check your school email [Gmail]
Revisa el correo electrónico de tu escuela [Gmail]
- Click on the email titled 3rd Quarter Survey
Haga clic en el correo electrónico titulado Encuesta del tercer trimestre
- Fill in the survey honestly
Rellena la encuesta honestamente

Name:

Date:

Class:

Block #:

Unit 4 and 5: Data Tracker

Standards	1= Remediation		2= Near Mastery		3=Mastery	
WH.H.5.1: Explain how and why the motivations for exploration and conquest resulted in increased global interactions, differing patterns of trade, colonization, and conflict among nations.						

Third Quarter Survey

Directions: Reflect on your World History class by answering these questions as honestly as possible. Your response will not change your grade. Make sure you are using complete sentences.

Research to Presentation

Today you should finish your research and your particular slides of information.

Hoy debes terminar tu investigación y tus diapositivas particulares de información.

You should be ready to collaborate with your peers to create one final project.

Debes estar listo para colaborar con tus compañeros para crear un proyecto final.



Decide on a Powerpoint, Google Slides, or Prezi Presentation and the pictures that will be on your slides.



Elija un Powerpoint, Google Slides o Prezi Presentation y las imágenes que aparecerán en sus diapositivas.

I have an example on the next slide.

Tengo un ejemplo en la siguiente diapositiva.

EXAMPLE SLIDE

The Neolithic Revolution

- The **Neolithic Revolution** or the **Agricultural Revolution** changed human history forever.

This event occurred during the Neolithic Age around 10,000 BCE.

The major change that happened during this time was that humans became more sedentary instead of nomadic.



People
learned to
farm and
domesticate



Exit Ticket

Be prepared to answer any of the below questions about your revolution.
Prepárese para responder a cualquiera de las siguientes preguntas sobre su revolución.



Who? ¿Quién?

What? ¿Qué?

When? ¿Cuándo?

Where and/or? ¿Dónde? y / o

Why? ¿Por qué?



Happy Women's History Month!

1. Table of Contents: Midterm / Age of Revolutions

2. **If you were absent, find your work in the absent bin.**

Si estuviste ausente, encuentra tu trabajo en el contenedor ausente.

3. Figure out the riddles below.

2.

EGG EGG

HAM

8.

ISSUE ISSUE ISSUE

ISSUE ISSUE ISSUE

ISSUE ISSUE ISSUE

ISSUE

7.

po FISH nd

10.

DAYSALLWORK

Research to Presentation

Today you should finish your particular slides within the presentation.

Hoy debes terminar tus diapositivas particulares dentro de la presentación.

1. Carefully type your topic's information into your Presentation.
2. Find pictures to match the information
3. Proof Read what your typed
4. Write out Pulse Check Questions for your subject. [One per slide]
5. Create a MLA Citation with two or more references.

Escriba con cuidado la información de su tema en su presentación.

Encuentra imágenes que coincidan con la información.

Prueba Lee lo que escribiste

Escriba las preguntas de control de pulso para su tema. [Uno por diapositiva]

Cree una cita de MLA con dos o más referencias.

I have examples of both of these.

Tengo ejemplos de ambos.

EXAMPLE SLIDE

The Neolithic Revolution

- The **Neolithic Revolution** or the **Agricultural Revolution** changed human history forever.

This event occurred during the Neolithic Age around 10,000 BCE.

The major change that happened during this time was that humans became more sedentary instead of nomadic.



People
learned to
farm and
domesticate



Citation Help

- Your last slide should have your references
Tu última diapositiva debe tener tus referencias.
- Every page that you used in the text and website must be cited.
Cada página que utilizó en el texto y el sitio web debe ser citada.
- Use the paper on the table or Easybib.org or Citation Machine to create citations.
Use el papel sobre la mesa o Easybib.org o Citation Machine para crear citas.

Example

“Revolutions Sweeps the West.” World History, Houghton Mifflin Harcourt Publishing Company, 2017, pp. 780-782.

Exit Ticket

Be prepared to answer any of the below questions about your revolution.
Prepárese para responder a cualquiera de las siguientes preguntas sobre su revolución.



Who? ¿Quién?

What? ¿Qué?

When? ¿Cuándo?

Where and/or? ¿Dónde? y / o

Why? ¿Por qué?



****Electronic Submissions ONLY****

Homework

Homework

1. Revolution Project
2. Study for Midterms

Electronic Submission Rules

- If work is emailed, it must arrive the night before the due date.
 - If the due date is Monday, your work needs to be in my inbox on Sunday night at 11:59:59!
- If the email comes in at 12:00, it will be assessed a late penalty.
- Print outs of assignments maybe turned in within the first five minutes of class.
- If the assignments is handed in after five minutes, it will be assessed a late penalty.
- Handwritten assignments will NOT be accepted unless given express permission

Extra Help Materials

- This Quarter Materials
 - Review Game:
 - <https://join.quizizz.com> 696922
 - Review Game:
 - <https://quizlet.com/> 619aso
 - <https://quizlet.com/> 613ahi
- Historical Tools:
 - Primary and Secondary Sources
 - <https://youtu.be/xIdm6RguzRM>
 - Timeline
 - <https://youtu.be/842mEdbuTJs>
 - Continents and Oceans
 - <https://youtu.be/OCihWUruLRY>
- Early Humans
 - <https://youtu.be/bhzQFIZuNFY>
 - <https://youtu.be/Y1FaVW1nCuc>
- River Valley Civilizations
 - Fertile Crescent:
 - <https://youtu.be/RbKEASap4OE>
 - https://youtu.be/sohXPx_XZ6Y
 - Egypt:
 - <https://youtu.be/960mk5JR5Bk>
 - <https://youtu.be/Z3Wvw6BivVI>
 - China:
 - <https://youtu.be/t4ADyduFCys>
 - <https://youtu.be/yIWORyToTo4>
 - Indus River:
 - <https://youtu.be/9peDRkO-TLc>
 - <https://youtu.be/n7ndRwqJYDM>
- Religions
 - Hinduism: <https://youtu.be/lmV2Wd8bOcc>
 - Buddhism: <https://youtu.be/uajX2cSTmll>
 - Judaism: <https://youtu.be/HyEaAcPGAHA>
 - Christianity: <https://youtu.be/Ut-UOhY0s8E>
 - Islam:
 - <http://bit.ly/IslamPopQ>
 - <https://youtu.be/TpcbfxtdoI8>
 - <https://youtu.be/IOF5Xsh7K5Y>
 - <https://youtu.be/zvy0Cb0iHa8>
- Greece
 - <https://youtu.be/5FVpL4ma8nQ>
 - <https://youtu.be/Q-mkVSasZIM>
 - <https://youtu.be/0F5qlu3nSDY>
 - <https://youtu.be/JgG9Go1Pdug>
 - <https://youtu.be/KbhUtZB5EqY>
- Rome
 - <http://bit.ly/RomanVocab122>
 - <http://bit.ly/RomanFallFactors>
 - <https://youtu.be/m5V-IK1cEtE>
 - <https://youtu.be/mFYHmln0qLg>
 - <https://youtu.be/3PszVWZNWVA>
 - <https://youtu.be/FI1yIlg4GKv8>
 - <https://youtu.be/rCzqxSpu9wM>
- Test Taking Strategies
 - <https://youtu.be/mPnt9AFaTdc>
 - https://youtu.be/Q1y8c_MZYvE
 - <https://youtu.be/AIsdnhNDmyY>
 - <https://youtu.be/l-gQLqv9f4o>
- Middle Ages
 - <https://youtu.be/QV7CanyzhZg>
 - https://youtu.be/Gqeyi_ZvFHo
 - <https://youtu.be/cTTaVnZyG2g>
 - <https://youtu.be/Gd4lopIPObA>
 - <https://youtu.be/GVMvl05hCrI>
- Crusades
 - https://youtu.be/Dv_Gussoya8
- Development of England/France:
 - <http://bit.ly/100YWG>
 - https://youtu.be/F_5My8XH-n0
 - <https://youtu.be/ZdHdZ77WvWM>
 - <https://youtu.be/EsMenfIFprw>
- Conflicts in the Middle Ages
 - <https://youtu.be/5Wre7IF9rKs>
 - https://youtu.be/Ya_BL8nqkUK
 - https://youtu.be/fu_ZU9P2fv8
 - <https://youtu.be/CgoBCyOixdQ>
- Black Death
 - <https://youtu.be/v8Gk1a-RMAM>
 - <https://youtu.be/kScxc9DPnY>
 - <https://youtu.be/sFUQCWghjWc>
 - <https://youtu.be/mVSHieg9Jac>
- Renaissance
 - https://youtu.be/t-uMRU_6TaE

Extra Help Materials {Cont.}

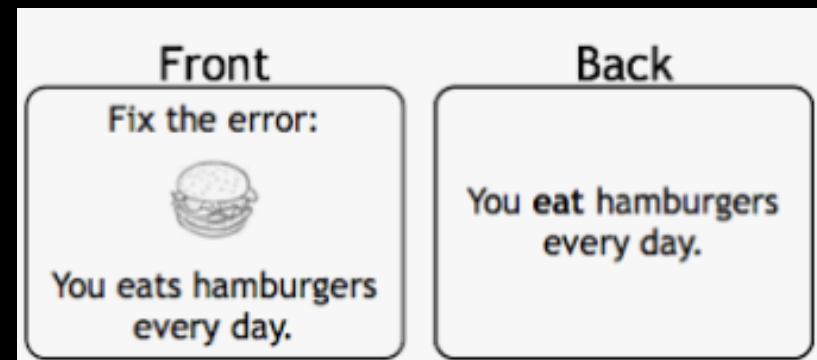

- Reformation
 - <https://youtu.be/D7gtYwQ1ubk>
 - <https://youtu.be/1o8oIELbNxE>
 - https://youtu.be/Q2t9ZlbNJ_s
 - https://youtu.be/C4d_7dOC-GQ
 - <https://youtu.be/TOufxhVywKw>
 - https://youtu.be/M-9F7GPI_J4
- Early Americans and Africans
 - <https://youtu.be/S5Lp0KrQTqM>
 - <https://youtu.be/O3YJMaL55TM>
- Exploration
 - <https://youtu.be/vf82WAw0lqw>
 - <https://youtu.be/GD3dgiDreGc>
- Columbian Exchange
 - <https://youtu.be/dRBipnpg6Wg>
 - <https://youtu.be/OwMcRljS3SM>
 - <https://youtu.be/HQPA5oNpfM4>
- Economics
 - <https://youtu.be/b4pnutYN97U>
 - <https://youtu.be/NWFXiHaGcWg>
- Atlantic Slave Trade
 - <https://youtu.be/0IJrhQE6DZk>
 - https://youtu.be/dnV_MTFEGiY
 - <http://bit.ly/2pbPbNv>
- Scientific Revolution/Enlightenment
 - <https://youtu.be/drgsZc8Gjb8>
 - <https://youtu.be/9hodYUDDfsY>
 - <https://youtu.be/LNBkHhUZdro>
 - https://youtu.be/u84di7LHS_M
 - https://youtu.be/CP8k_f3PFq8
- American Revolution
 - <https://youtu.be/p8BwWBc571k>
 - <https://youtu.be/HIUiSBXQHCw>
- French Revolution
 - <https://youtu.be/VEZqarUnVpo>
 - <https://youtu.be/ITTvKwCylFY>
 - https://youtu.be/IF4IPWU_qxY
 - <http://bit.ly/FrenchRevVideos>
- Napoleon Bonaparte/Cong. of Vienna
 - <https://youtu.be/t05O-iVx2R8>
 - <https://youtu.be/hrR8H8roNI8>
 - <https://youtu.be/9I21Mbhnguk>
 - https://youtu.be/Kw_aFcqizWU
- Industrial Revolution
 - <https://youtu.be/7mxhObloHdg>
 - <https://youtu.be/zhL5DCizj5c>
 - https://youtu.be/6QKIts2_yJ0
- Economics
 - <https://youtu.be/gFJlivYEdAI>
 - <https://youtu.be/zBxW2WLO9d8>
 - <https://youtu.be/B3u4EFTwprM>

Flashcards


Effective flashcards have combine pictures and words to describe each vocabulary word while writing the definition on the back.

1. Draw your view of the vocabulary word on one side
2. Write the definition on the other side of the same card.
3. One vocabulary word per card
4. Answer yourself verbally and use the cards both ways.

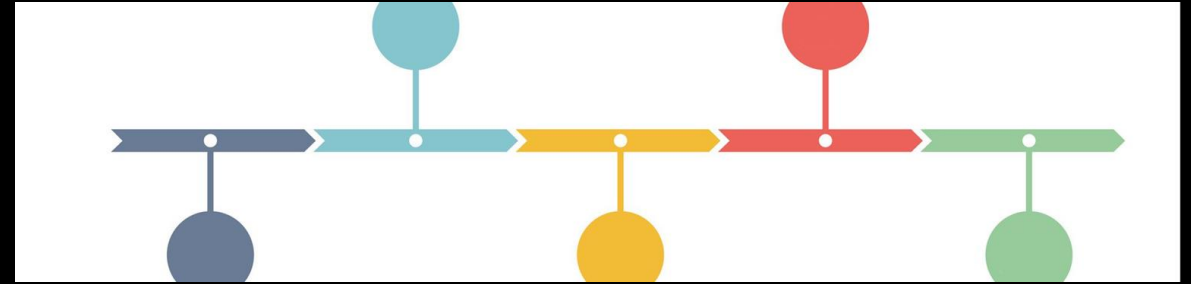
<https://youtu.be/mzCEJVtEDOU>



Study Strategies!



- Go to <https://crosswordlabs.com/>
- Go through your packet of notes
- Create a TWENTY clue crossword
- Use vocabulary and proper nouns
- Save and email to a peer for a great review!



- Write the main historical events of the day on individual flash cards.
- Place the date on one side and the event on the other.
- Mix up the cards with the event facing you
- Put the cards in chronological order without looking at the dates