

Tuesday Timelines

1. If you were absent, find your work in the absent bin.

Si estuviste ausente, encuentra tu trabajo en el contenedor ausente.

2. Open up your electronic Do Now.

Abre tu electrónica Do Now.

3. Place the following events in chronological order using your notes.

Coloque los siguientes eventos en orden cronológico usando sus notas.

1. Age of Exploration
Edad de Exploración

2. Haitian Revolution
Revolución haitiana

3. American Revolution
Revolución Americana

4. World War I
Primera Guerra Mundial

5. Industrial Revolution
Revolución industrial

6. Enlightenment
Ilustración

7. French Revolution
Revolución francesa

8. Latin American
Revolution
Revolución latinoamericana

9. Scientific Revolution
Revolución científica

10. Renaissance
Renacimiento



3:00

Things you should know...

Are you staying true to your goals and using your strategies?
¿Se mantiene fiel a sus objetivos y utiliza sus estrategias?

Next quiz is on April 5th.
La próxima prueba es el 5 de abril.

Spring Break begins in 10 days!
¡Las vacaciones de primavera comienzan en 10 días!

Tutoring will be on Tuesday and Thursday from 2:30 to 4:00pm.
La tutoría será los martes y jueves de 2:30 a 4:00 pm.

A stylized logo for "Spring Break" with the words in a bold, 3D font. The letters are white with yellow and orange gradients and shadows, set against a dark blue background with white splatters.A large white number "10" centered within a blue rounded square.

Things you should know...

Formal Grades count for **70%** of your grade.

Informal Grades are **30%** of your grade.

NCFE [Final exam] is **20%** of your total grade.


Las calificaciones formales cuentan para el **70%** de tu calificación.

Los grados informales son el **30%** de tu calificación.


NCFE [Examen final] es el **20%** de su calificación total.

Report Cards will more than likely come out before Spring Break.

Es muy probable que las boletas de calificaciones salgan antes de las vacaciones de primavera.



BEFORE



Ms. Hall's SMART GOALS

1.

I will have students following procedures more than 77% of the time by 4/5/19. I'll reach my goal by reviewing procedures, reward students following procedures, and remind students of what the procedures are.

2.

I will have at least 50% of my students passing with a C or better by 4/12/19. I'll reach this goal by reminding students of work, reviewing vocabulary more, and creating opportunities for more hands on activities.

3rd Quarter Class Data

Percent passing the course with 70 higher

2nd Block: 65% [11]

3rd Block: 56% [15]

4th Block: 30% [8]



Kudos [As] :

Miss Guzman

Miss Espinosa

Roberts

Miss Ketevi

Mr. McRae

Miss Hoyt

Miss D. Williams

Mr. Brown-


Mr. Uche

Do Now Review

- Age of Exploration
Edad de Exploración
 - Haitian Revolution
Revolución haitiana
 - American Revolution
Revolución Americana
 - World War I
Primera Guerra Mundial
 - Industrial Revolution
Revolución industrial
 - Enlightenment
Ilustración
 - French Revolution
Revolución francesa
 - Latin American
Revolution
Revolución
latinoamericana
 - Scientific Revolution
Revolución científica
 - Renaissance
Renacimiento
1. Renaissance
 2. Age of Exploration
 3. Scientific Revolution
 4. Enlightenment
 5. American Revolution
 6. French Revolution
 7. Haitian Revolution
 8. Latin American
 9. Industrial Revolution
 10. World War I

Pop Quiz

5:00



Circle Up!

Circle Up!

Round #1*

What is your first and last name? ¿Cuál es su nombre y apellido?

What is your favorite animal? ¿Cuál es tu animal favorito?

Round #2*

What is your academic goal?

What is one thing you said you would do to meet your goal?

¿Cuál es tu meta académica?

¿Qué es una cosa que dijiste que harías para alcanzar tu meta?

Round #3

Are you being a person of your word? Why or Why Not?

¿Estás siendo una persona de tu palabra? ¿Por qué o por qué no?


Circle Up!

Round #4

How can you fall forward from here?
¿Cómo puedes avanzar desde aquí?

Round #5*

How are you feeling?
¿Como te sientes?




Latin American Presentation

PRESENTATIONS



Questions about the last lesson?
¿Preguntas sobre la última lección?



Grab your packet from the table.

Toma tu hoja de notas de la mesa.

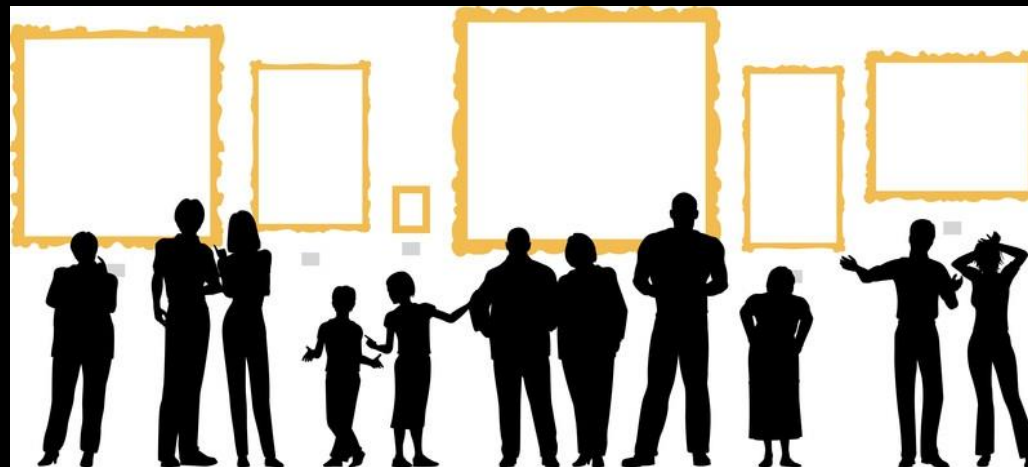
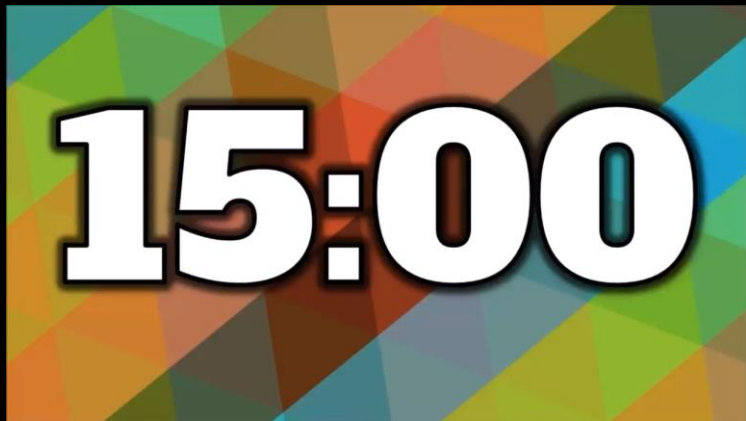
You have until the end of the song.

Tienes hasta el final de la canción.



Gallery Walk

- You have 15 minutes to stop at each station, read the blurb, and fill in the blanks on your note sheet.
Tiene 15 minutos para detenerse en cada estación, leer la propaganda y completar los espacios en blanco en su hoja de notas.
- Each station has a lime green rectangle next to it.
Cada estación tiene un rectángulo verde lima al lado.
- You may work with ONE other person.
Puedes trabajar con UNA persona más.




Starting in 5

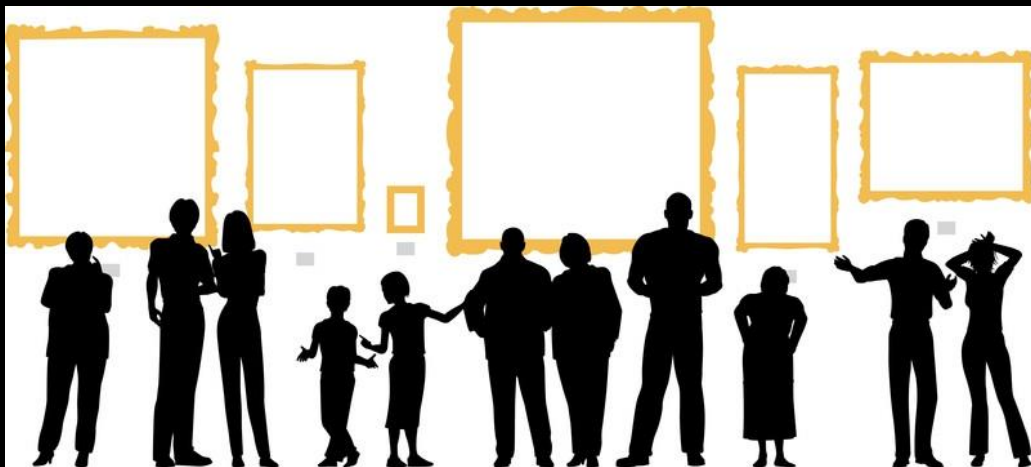
01:00

Check the description for alternatives


Questions? Preguntas?



Gallery Walk Review

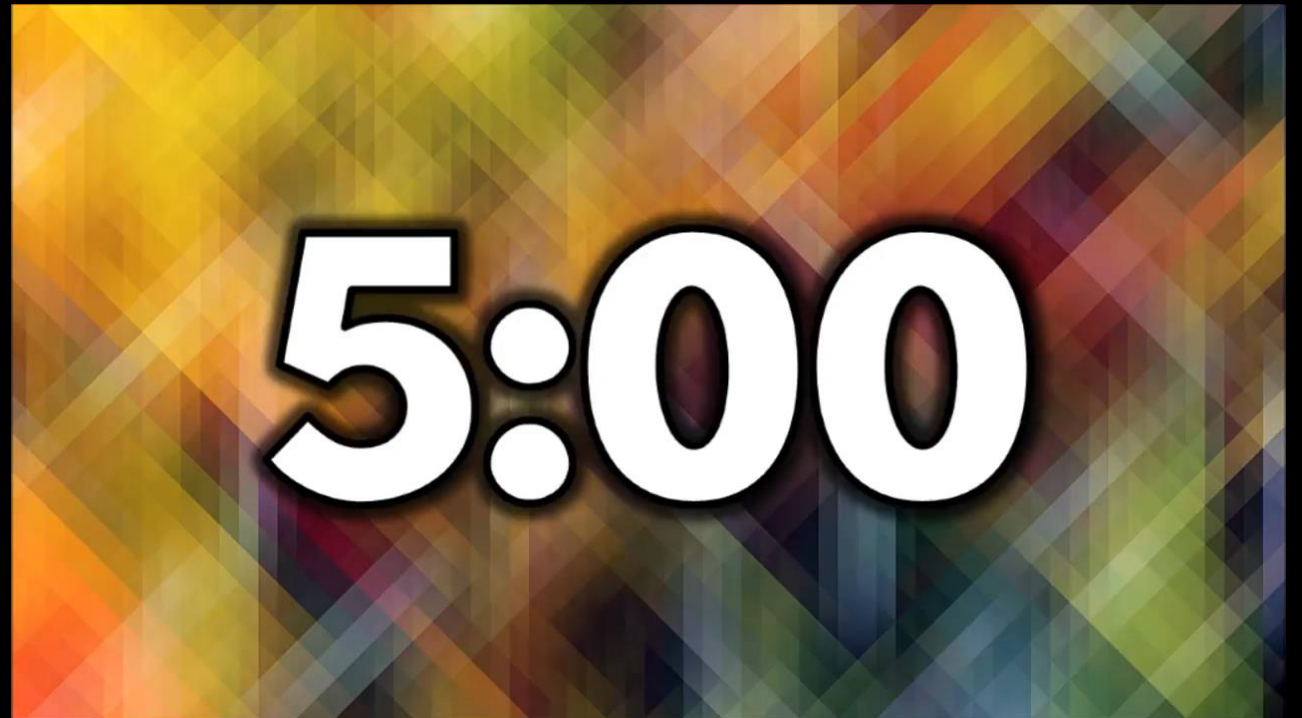


Questions? Preguntas?



Pulse Check

- You have 10 minutes to review and answer the questions on the back.
Tienes 10 minutos para revisar y responder las preguntas al dorso.



Revolutions Review

1. Open the last email I sent to your school email
Abre el último correo electrónico que envié a tu escuela.
2. In the Age or Revolutions folder, click on Reading
En la carpeta Edad o Revoluciones, haga clic en Lectura.
3. Click on Age of Revolutions Notes
Haga clic en las notas de Age of Revolutions Spanish
4. Read the pages for the assigned revolution and fill in your notes
Lea las páginas de la revolución asignada y complete sus notas
5. Make sure you complete vocabulary as well as the questions and/or graphic organizer.
Asegúrese de completar el vocabulario, así como las preguntas y / o el organizador gráfico.



Age of Revolution



Reading



Age of Revolution Notes.pdf

Exit Ticket

What is one fact you learned about a revolution?


What caused the _____?

How does it impact society?

¿Cuál es un hecho que aprendiste sobre una revolución?

¿Qué causó el _____?

¿Cómo impacta a la sociedad?



****Electronic Submissions ONLY****

Homework

Homework

1. Revolution Reading
2. Pulse Check Questions
3. Study for Quiz

Electronic Submission Rules

- If work is emailed, it must arrive the night before the due date.
 - If the due date is Monday, your work needs to be in my inbox on Sunday night at 11:59:59!
- If the email comes in at 12:00, it will be assessed a late penalty.
- Print outs of assignments maybe turned in within the first five minutes of class.
- If the assignments is handed in after five minutes, it will be assessed a late penalty.
- Handwritten assignments will NOT be accepted unless given express permission

Extra Help Materials

- This Quarter Materials
 - Review Game:
 - <https://join.quizizz.com> 696922
 - Review Game:
 - <https://quizlet.com/> 619aso
 - <https://quizlet.com/> 613ahi
- Historical Tools:
 - Primary and Secondary Sources
 - <https://youtu.be/xIdm6RguzRM>
 - Timeline
 - <https://youtu.be/842mEdbuTJs>
 - Continents and Oceans
 - <https://youtu.be/OCihWUruLRY>
- Early Humans
 - <https://youtu.be/bhzQFIZuNFY>
 - <https://youtu.be/Y1FaVW1nCuc>
- River Valley Civilizations
 - Fertile Crescent:
 - <https://youtu.be/RbKEASap4OE>
 - https://youtu.be/sohXPx_XZ6Y
 - Egypt:
 - <https://youtu.be/960mk5JR5Bk>
 - <https://youtu.be/Z3Wvw6BivVI>
 - China:
 - <https://youtu.be/t4ADyduFCys>
 - <https://youtu.be/yIWORyToTo4>
 - Indus River:
 - <https://youtu.be/9peDRkO-TLc>
 - <https://youtu.be/n7ndRwqJYDM>
- Religions
 - Hinduism: <https://youtu.be/lmV2Wd8bOcc>
 - Buddhism: <https://youtu.be/uajX2cSTmll>
 - Judaism: <https://youtu.be/HyEaAcPGAHA>
 - Christianity: <https://youtu.be/Ut-UOhY0s8E>
 - Islam:
 - <http://bit.ly/IslamPopQ>
 - <https://youtu.be/TpcbfxtdoI8>
 - <https://youtu.be/IOF5Xsh7K5Y>
 - <https://youtu.be/zvy0Cb0iHa8>
- Greece
 - <https://youtu.be/5FVpL4ma8nQ>
 - <https://youtu.be/Q-mkVSasZIM>
 - <https://youtu.be/0F5qlu3nSDY>
 - <https://youtu.be/JgG9Go1Pdug>
 - <https://youtu.be/KbhUtZB5EqY>
- Rome
 - <http://bit.ly/RomanVocab122>
 - <http://bit.ly/RomanFallFactors>
 - <https://youtu.be/m5V-IK1cEtE>
 - <https://youtu.be/mFYHmln0qLg>
 - <https://youtu.be/3PszVWZNWVA>
 - <https://youtu.be/FI1ylg4GKv8>
 - <https://youtu.be/rCzqxSpu9wM>
- Test Taking Strategies
 - <https://youtu.be/mPnt9AFaTdc>
 - https://youtu.be/Q1y8c_MZYvE
 - <https://youtu.be/AIsdnhNDmyY>
 - <https://youtu.be/l-gQLqv9f4o>
- Middle Ages
 - <https://youtu.be/QV7CanyzhZg>
 - https://youtu.be/GqeiY_ZvFHo
 - <https://youtu.be/cTTaVnZyG2g>
 - <https://youtu.be/Gd4lopIPObA>
 - <https://youtu.be/GVMvl05hCrI>
- Crusades
 - https://youtu.be/Dv_Gussoya8
- Development of England/France:
 - <http://bit.ly/100YWG>
 - https://youtu.be/F_5My8XH-n0
 - <https://youtu.be/ZdHdZ77WvWM>
 - <https://youtu.be/EsMenflFprw>
- Conflicts in the Middle Ages
 - <https://youtu.be/5Wre7IF9rKs>
 - https://youtu.be/Ya_BL8nqkUK
 - https://youtu.be/fu_ZU9P2fv8
 - <https://youtu.be/CgoBCyOixdQ>
- Black Death
 - <https://youtu.be/v8Gk1a-RMAM>
 - <https://youtu.be/kScxc9DPnY>
 - <https://youtu.be/sFUQCWghjWc>
 - <https://youtu.be/mVSHieg9Jac>
- Renaissance
 - https://youtu.be/t-uMRU_6TaE

Extra Help Materials {Cont.}

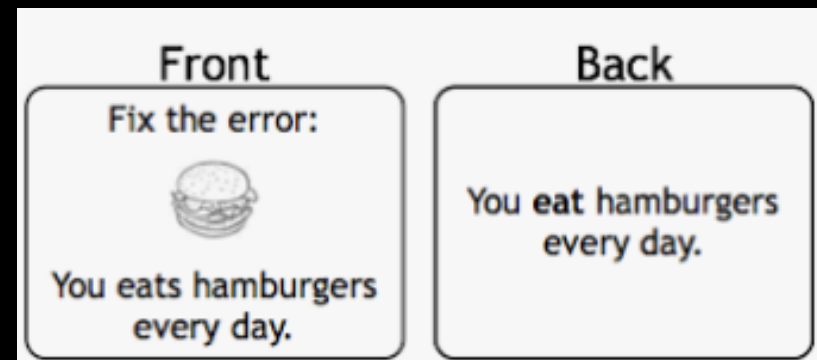

- Reformation
 - <https://youtu.be/D7gtYwQ1ubk>
 - <https://youtu.be/1o8oIELbNxE>
 - https://youtu.be/Q2t9ZlbNJ_s
 - https://youtu.be/C4d_7dOC-GQ
 - <https://youtu.be/TOufxhVywKw>
 - https://youtu.be/M-9F7GPI_J4
- Early Americans and Africans
 - <https://youtu.be/S5Lp0KrQTqM>
 - <https://youtu.be/O3YJMaL55TM>
- Exploration
 - <https://youtu.be/vf82WAw0lqw>
 - <https://youtu.be/GD3dgiDreGc>
- Columbian Exchange
 - <https://youtu.be/dRBipnpg6Wg>
 - <https://youtu.be/OwMcRljS3SM>
 - <https://youtu.be/HQPA5oNpfM4>
- Economics
 - <https://youtu.be/b4pnutYN97U>
 - <https://youtu.be/NWFXiHaGcWg>
- Atlantic Slave Trade
 - <https://youtu.be/0IJrhQE6DZk>
 - https://youtu.be/dnV_MTFEGiY
 - <http://bit.ly/2pbPbNv>
- Scientific Revolution/Enlightenment
 - <https://youtu.be/drgsZc8Gjb8>
 - <https://youtu.be/9hodYUDDfsY>
 - <https://youtu.be/LNBkHhUZdro>
 - https://youtu.be/u84di7LHS_M
 - https://youtu.be/CP8k_f3PFq8
- American Revolution
 - <https://youtu.be/p8BwWBc571k>
 - <https://youtu.be/HIUiSBXQHCw>
- French Revolution
 - <https://youtu.be/VEZqarUnVpo>
 - <https://youtu.be/ITTvKwCylFY>
 - https://youtu.be/IF4IPWU_qxY
 - <http://bit.ly/FrenchRevVideos>
- Napoleon Bonaparte/Cong. of Vienna
 - <https://youtu.be/t05O-iVx2R8>
 - <https://youtu.be/hrR8H8roNI8>
 - <https://youtu.be/9I21Mbhnguk>
 - https://youtu.be/Kw_aFcqizWU
- Industrial Revolution
 - <https://youtu.be/7mxhObloHdg>
 - <https://youtu.be/zhL5DCizj5c>
 - https://youtu.be/6QKIIts2_yJ0
- Economics
 - <https://youtu.be/gFJlivYEdAI>
 - <https://youtu.be/zBxW2WLO9d8>
 - <https://youtu.be/B3u4EFTwprM>

Flashcards


Effective flashcards have combine pictures and words to describe each vocabulary word while writing the definition on the back.

1. Draw your view of the vocabulary word on one side
2. Write the definition on the other side of the same card.
3. One vocabulary word per card
4. Answer yourself verbally and use the cards both ways.

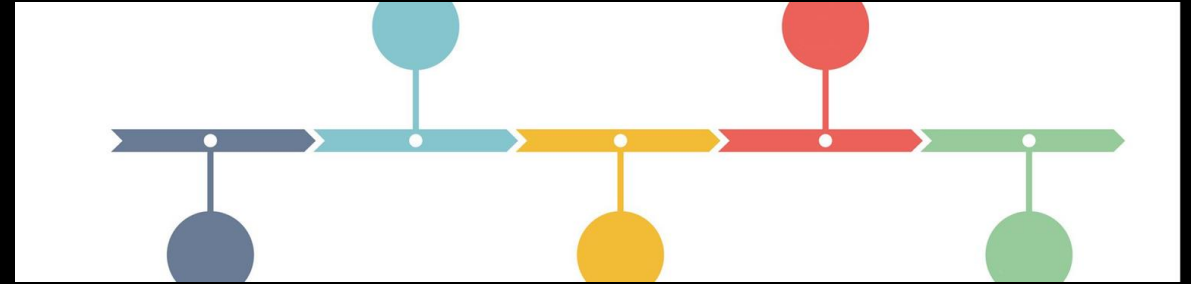
<https://youtu.be/mzCEJVtEDOU>



Study Strategies!



- Go to <https://crosswordlabs.com/>
- Go through your packet of notes
- Create a TWENTY clue crossword
- Use vocabulary and proper nouns
- Save and email to a peer for a great review!



- Write the main historical events of the day on individual flash cards.
- Place the date on one side and the event on the other.
- Mix up the cards with the event facing you
- Put the cards in chronological order without looking at the dates