

“We become the stories we tell ourselves.”

“Nos convertimos en las historias que nos contamos.”

1. **TURN IN YOUR PHONE TO ME! ¡ENTREGUE SU TELÉFONO A MÍ!**

2. **Find your assigned seat. Encuentra tu asiento asignado.**

3. **Go to the bathroom! No bathroom breaks during test!**

¡Ir al baño! No hay interrupciones en el baño durante la prueba!

4. **If you were absent, find your work in the absent bin.**

Si estuviste ausente, encuentra tu trabajo en el contenedor ausente.

5. **Turn in Missing Assignments! Gire en las asignaciones que faltan!**

6. **Take out your DO Now Sheet Saque su hoja DO Now**

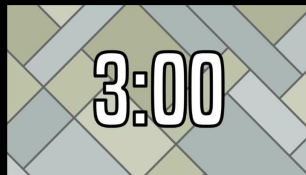
7. **In Tuesday, put the below events in chronological order.**

En martes, ponga los siguientes eventos en orden cronológico.

1. Black Tuesday

2. The Signing of the Armistice

3. Sinking of the Luisitania



4. Industrial Revolution Starts

5. Stalin takes over USSR

6. May Fourth Movement

# 6

## Grade Boost Packet and Project

- If you earned a 0 to a 40 last quarter, you will have to complete **both** the packet and a project.  
Si obtuvo un 0 a un 40 en el último trimestre, deberá **completar el paquete y un proyecto.**
- If you earned a 41 to a 59 last quarter, you can complete the packet **or** a project.  
Si obtuvo un resultado de 41 a 59 en el último trimestre, puede **completar el paquete o un proyecto.**
- If you would like to boost your 4th quarter formal grade, you can complete **a** project.  
Si desea aumentar su calificación formal del cuarto trimestre, puede completar **un** proyecto.

**More information and the documents are in your email.**

Más información y los documentos están en su correo electrónico.

# Things you should know...

**Grade Boost Packet and Project are due May 6<sup>th</sup>!**

¡El paquete y proyecto de refuerzo de grado se entregarán el 6 de mayo!

**Recovery will be offered Monday, Tuesday, Thursday, and Saturday.**

La recuperación se ofrecerá los lunes, martes, jueves y sábado.

**Next test is April 30<sup>th</sup>. [Tuesday]**

La siguiente prueba es el 30 de abril. [martes]

**Final Exams begin in 31 days!**

Los exámenes finales comienzan en 31 días!

**Tutoring will be on Tuesday and Thursday from 2:30 to 4:00pm.**

La tutoría será los martes y jueves de 2:30 a 4:00 pm.

# Ms. Hall's SMART GOALS

1.

I will have students following procedures more than 77% of the time by 5/10/19. I'll reach my goal by reviewing procedures, reward students following procedures, and remind students of what the procedures are.

2.

I will have at least 50% of my students passing with a C or better by 5/3/19. I'll reach this goal by reminding students of work, reviewing vocabulary more, and creating opportunities for more hands on activities.

## 4th Quarter Class Data

Percent passing the course with 70 higher



2<sup>nd</sup> Block: **53%** [9]

3<sup>rd</sup> Block: **37%** [10]


4<sup>th</sup> Block: **37%** [10]



**Kudos/Gloria:**

Merits: Mr. Lubin

Questions about the last lesson?  
¿Preguntas sobre la última lección?



# Test Taking Strategy

10:00

- DAB ON EM

**How did the Treaty of Versailles, which ended World War I, perpetuate colonialism and lead to the rise of nationalistic movements like the May Fourth Movement in China?**

- A. European countries refused to enter into trade agreements with China.
- B. Chinese territories that were surrendered by Germany were given to Japan.
- C. China accepted responsibility for the war and was forced to pay reparations.
- D. Restrictions were placed on the number of military schools China could operate.

**Which country lost significant territory as a result of the 1919 Paris Peace Conference?**

- A. Britain
- B. France
- C. Germany
- D. Italy

# Test Review / Revisión de la prueba

Review vocabulary, key people, key places, maps, games, and other resources.

Revise vocabulario, personas clave, lugares clave, mapas, juegos y otros recursos.





# Survey

[bit.ly/43019s](https://bit.ly/43019s)



NO  
PHONE  
ZONE



# Test Procedure

NO  
PHONE  
ZONE

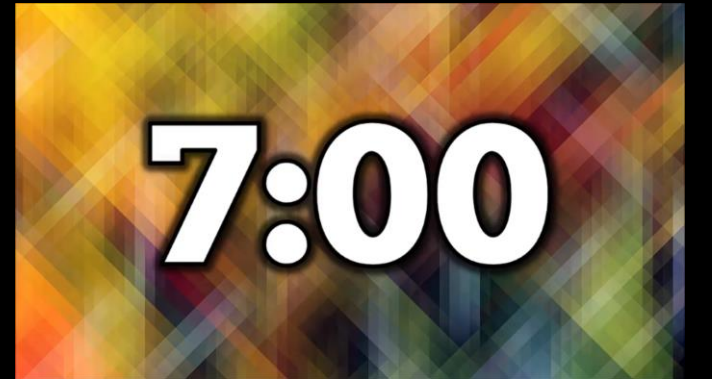
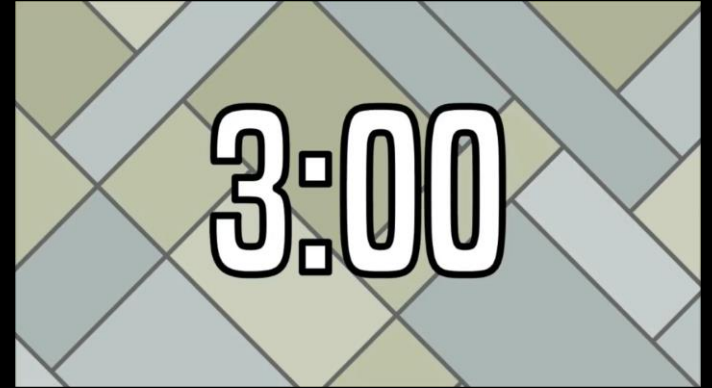


- You will have 40 minutes!
- Do not start until you are given permission!
  - There is no talking.
- Sign your short answer to show that you took the test with integrity
  - When you are done, raise your hand.



# Unit 6 and 7 Test

- Receive your bubble sheet
- Sign out or Turn on your Chromebook
- Click on Apps on the bottom left
- Click on Mastery Connect Bubble Sheet
- Type in the Test ID and Student ID
- Answer the Short Answer first



Test ID

# After Test Tasks

1. Update your data tracker with quiz and test data  
Actualice su rastreador de datos con pruebas y datos de prueba
2. Receive and close read your reading  
Recibe y lee de cerca tu lectura.
3. Mark the text with your annotations online or on paper [Kami app]  
Marca el texto con tus anotaciones.
4. Respond to the Pulse Check Questions  
Responda a las preguntas de Pulse Check
5. Be prepared to present this information to your classmates on Thurs.  
Esté preparado para presentar esta información a sus compañeros de clase el jueves.

# How was the test?

## ¿Cómo fue el examen?



1

2

3

4

5



# **\*\*Electronic Submissions ONLY\*\***

## Homework

### Homework

1. Read about your section
2. Missing Assignments
3. Study for Quiz
4. Grade Boost Packet/Project

### Electronic Submission Rules

- If work is emailed, it must arrive the night before the due date.
  - If the due date is Monday, your work needs to be in my inbox on Sunday night at 11:59:59!
- If the email comes in at 12:00, it will be assessed a late penalty.
- Print outs of assignments maybe turned in within the first five minutes of class.
- If the assignments is handed in after five minutes, it will be assessed a late penalty.
- Handwritten assignments will NOT be accepted unless given express permission

# Extra Help Materials {Cont.}

- Russia Revolution
  - <https://youtu.be/A5Y0zZqhEn8>
  - <https://youtu.be/9N8hsXQapjY>
  - <https://youtu.be/kp9vGSTqWvl> (Stop 2:40)
- China's Revolution
  - <https://youtu.be/1NLX-AmdyNg>
  - <https://youtu.be/klAjaujdE6M> (Stop at 4)
  - <https://youtu.be/UUCEeC4f6ts> (Stop 5:50)
- India's Revolution
  - <https://youtu.be/X2ZHv-pcle0>
  - <https://youtu.be/WW3uk95VGes>
  - [https://youtu.be/MRxc\\_f-7zm8](https://youtu.be/MRxc_f-7zm8)
  - <https://youtu.be/jq9a5eGU5Ds>
- Great Depression
  - <https://youtu.be/HupNDQwLN08>
  - <https://youtu.be/Sv7IP2qL0gg>
  - <https://youtu.be/fFu7us6bNSQ>

# Extra Help Materials {Cont.}

- Reformation
  - <https://youtu.be/D7gtYwQ1ubk>
  - <https://youtu.be/1o8oIELbNxE>
  - [https://youtu.be/Q2t9ZlbnJ\\_s](https://youtu.be/Q2t9ZlbnJ_s)
  - [https://youtu.be/C4d\\_7dOC-GQ](https://youtu.be/C4d_7dOC-GQ)
  - <https://youtu.be/TOufxhVywKw>
  - [https://youtu.be/M-9F7GPI\\_J4](https://youtu.be/M-9F7GPI_J4)
- Early Americans and Africans
  - <https://youtu.be/S5Lp0KrQTqM>
  - <https://youtu.be/O3YJMaL55TM>
- Exploration
  - <https://youtu.be/vf82WAw0lqw>
  - <https://youtu.be/GD3dgiDreGc>
- Columbian Exchange
  - <https://youtu.be/dRBipnpg6Wg>
  - <https://youtu.be/OwMcRljS3SM>
  - <https://youtu.be/HQPA5oNpfM4>
- Economics
  - <https://youtu.be/b4pnutYN97U>
  - <https://youtu.be/NWFXiHaGcWg>
- Atlantic Slave Trade
  - <https://youtu.be/0IJrhQE6DZk>
  - [https://youtu.be/dnV\\_MTFEGiy](https://youtu.be/dnV_MTFEGiy)
  - <http://bit.ly/2pbPbNv>
- Scientific Revolution/Enlightenment
  - <https://youtu.be/drgsZc8Gjb8>
  - <https://youtu.be/9hodYUDDfsY>
  - <https://youtu.be/LNBkHhUZdro>
  - [https://youtu.be/u84di7LHS\\_M](https://youtu.be/u84di7LHS_M)
  - [https://youtu.be/CP8k\\_f3PFq8](https://youtu.be/CP8k_f3PFq8)
- American Revolution
  - <https://youtu.be/p8BwWBc571k>
  - <https://youtu.be/HIUiSBXQHCw>
- French Revolution
  - <https://youtu.be/VEZqarUnVpo>
  - <https://youtu.be/ITTvKwCylFY>
  - [https://youtu.be/IF4IPWU\\_qxY](https://youtu.be/IF4IPWU_qxY)
  - <http://bit.ly/FrenchRevVideos>
- Napoleon Bonaparte/Cong. of Vienna
  - <https://youtu.be/t05O-iVx2R8>
  - <https://youtu.be/hrR8H8roNI8>
  - <https://youtu.be/9l21Mbhnjuk>
  - [https://youtu.be/Kw\\_aFcqizWU](https://youtu.be/Kw_aFcqizWU)
- Industrial Revolution
  - <https://youtu.be/7mxhObloHdg>
  - <https://youtu.be/zhL5DCizj5c>
  - [https://youtu.be/6QKIIts2\\_yJ0](https://youtu.be/6QKIIts2_yJ0)
- Economics
  - <https://youtu.be/gFJlivYEdAI>
  - <https://youtu.be/zBxW2WLO9d8>
  - <https://youtu.be/B3u4EFTwprM>
- World War I:
  - <https://youtu.be/Cd2ch4XV84s>
  - <https://youtu.be/tletwavDMgM>
  - <https://youtu.be/24i4ncHuf6A>
  - <http://bit.ly/TrenchWGame>
  - <https://youtu.be/j8HmPNgOC2Q>
  - <https://youtu.be/DHn1Egt6Xdg>
  - <https://youtu.be/k7v3cq1ZJjM>
  - <https://youtu.be/oEFo4o579G8>
  - <https://youtu.be/-3UjJ5kxiLI>



# Extra Help Materials

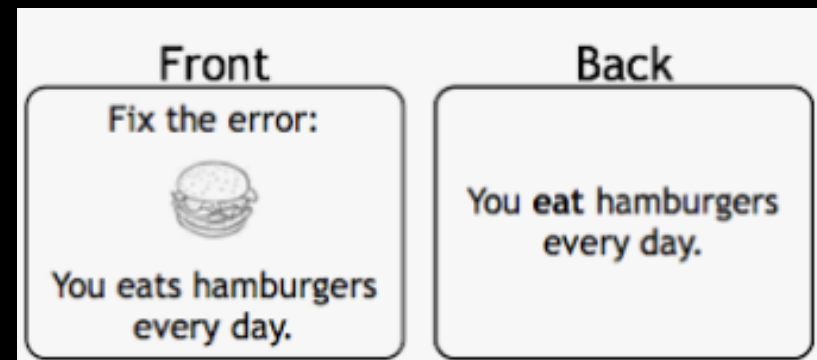

- This Quarter Materials
  - Review Game:
    - <https://join.quizizz.com> 696922
    - Review Game:
      - <https://quizlet.com/> 619aso
      - <https://quizlet.com/> 613ahi
- Historical Tools:
  - Primary and Secondary Sources
    - <https://youtu.be/xIdm6RguzRM>
  - Timeline
    - <https://youtu.be/842mEdbuTJs>
  - Continents and Oceans
    - <https://youtu.be/OCihWUruLRY>
- Early Humans
  - <https://youtu.be/bhzQFIZuNFY>
  - <https://youtu.be/Y1FaVW1nCuc>
- River Valley Civilizations
  - Fertile Crescent:
    - <https://youtu.be/RbKEASap4OE>
    - [https://youtu.be/sohXPx\\_XZ6Y](https://youtu.be/sohXPx_XZ6Y)
  - Egypt:
    - <https://youtu.be/960mk5JR5Bk>
    - <https://youtu.be/Z3Wvw6BivVI>
  - China:
    - <https://youtu.be/t4ADyduFCys>
    - <https://youtu.be/yIWORyToTo4>
  - Indus River:
    - <https://youtu.be/9peDRkO-TLc>
    - <https://youtu.be/n7ndRwqJYDM>
- Religions
  - Hinduism: <https://youtu.be/lmV2Wd8bOcc>
  - Buddhism: <https://youtu.be/uajX2cSTmll>
  - Judaism: <https://youtu.be/HyEaAcPGAHA>
  - Christianity: <https://youtu.be/Ut-UOhY0s8E>
  - Islam:
    - <http://bit.ly/IslamPopQ>
    - <https://youtu.be/TpcbfxtdoI8>
    - <https://youtu.be/IOF5Xsh7K5Y>
    - <https://youtu.be/zvy0Cb0iHa8>
- Greece
  - <https://youtu.be/5FVpL4ma8nQ>
  - <https://youtu.be/Q-mkVSasZIM>
  - <https://youtu.be/0F5qlu3nSDY>
  - <https://youtu.be/JgG9Go1Pdug>
  - <https://youtu.be/KbhUtZB5EqY>
- Rome
  - <http://bit.ly/RomanVocab122>
  - <http://bit.ly/RomanFallFactors>
  - <https://youtu.be/m5V-IK1cEtE>
  - <https://youtu.be/mFYHmln0qLg>
  - <https://youtu.be/3PszVWZNWVA>
  - <https://youtu.be/FI1ylg4GKv8>
  - <https://youtu.be/rCzqxSpu9wM>
- Test Taking Strategies
  - <https://youtu.be/mPnt9AFaTdc>
  - [https://youtu.be/Q1y8c\\_MZYvE](https://youtu.be/Q1y8c_MZYvE)
  - <https://youtu.be/AIsdnhNDmyY>
  - <https://youtu.be/l-gQLqv9f4o>
- Middle Ages
  - <https://youtu.be/QV7CanyzhZg>
  - [https://youtu.be/Gqeyi\\_ZvFHo](https://youtu.be/Gqeyi_ZvFHo)
  - <https://youtu.be/cTTaVnZyG2g>
  - <https://youtu.be/Gd4lopIPObA>
  - <https://youtu.be/GVMvl05hCrI>
- Crusades
  - [https://youtu.be/Dv\\_Gussoya8](https://youtu.be/Dv_Gussoya8)
- Development of England/France:
  - <http://bit.ly/100YWG>
  - [https://youtu.be/F\\_5My8XH-n0](https://youtu.be/F_5My8XH-n0)
  - <https://youtu.be/ZdHdZ77WvWM>
  - <https://youtu.be/EsMenflFprw>
- Conflicts in the Middle Ages
  - <https://youtu.be/5Wre7IF9rKs>
  - [https://youtu.be/Ya\\_BL8nqkUK](https://youtu.be/Ya_BL8nqkUK)
  - [https://youtu.be/fu\\_ZU9P2fv8](https://youtu.be/fu_ZU9P2fv8)
  - <https://youtu.be/CgoBCyOixdQ>
- Black Death
  - <https://youtu.be/v8Gk1a-RMAM>
  - <https://youtu.be/kScxc9DPnY>
  - <https://youtu.be/sFUQCWghjWc>
  - <https://youtu.be/mVSHieg9Jac>
- Renaissance
  - [https://youtu.be/t-uMRU\\_6TaE](https://youtu.be/t-uMRU_6TaE)

# Flashcards


Effective flashcards have combine pictures and words to describe each vocabulary word while writing the definition on the back.

1. Draw your view of the vocabulary word on one side
2. Write the definition on the other side of the same card.
3. One vocabulary word per card
4. Answer yourself verbally and use the cards both ways.

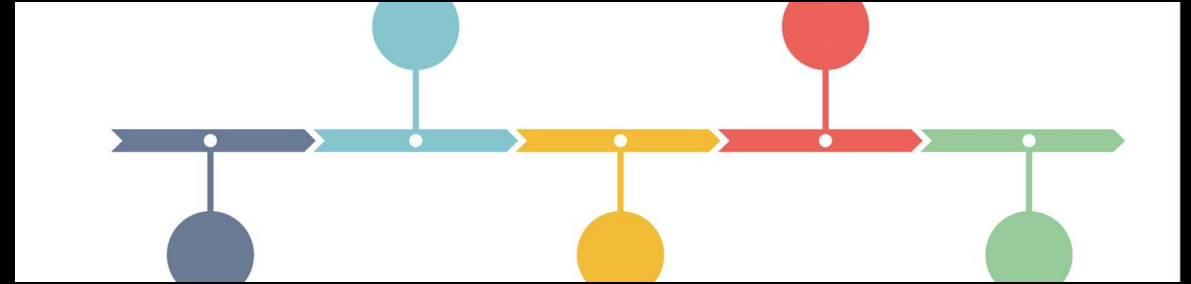
<https://youtu.be/mzCEJVtEDOU>



# Study Strategies!



- Go to <https://crosswordlabs.com/>
- Go through your packet of notes
- Create a TWENTY clue crossword
- Use vocabulary and proper nouns
- Save and email to a peer for a great review!



- Write the main historical events of the day on individual flash cards.
- Place the date on one side and the event on the other.
- Mix up the cards with the event facing you
- Put the cards in chronological order without looking at the dates