



2:00

Tuesday Timeline

1. If you were absent, find your work in the absent bin.

Si estuviste ausente, encuentra tu trabajo en el contenedor ausente.

2. Open up your electronic Do Now from Google Drive

Abre tu Do Do electrónico de Google Drive

3. Open your textbook to page 895.

Abre tu libro de texto en la página 895.

1. How many years between Africa establishing trading with Europe and it becoming completely under European control?

¿Cuántos años transcurrió entre África estableciendo el comercio con Europa y quedando completamente bajo control europeo?

2. What do you think changed economically?

¿Qué crees que cambió económicamente?

3. Why? ¿Por Que?

HOUSEKEEPING!

1. Make sure you named the DO NOW document correctly
Ex. D. Hall Week of 4.8.19
Asegúrate de nombrar el documento correctamente
2. **CLEAN EVERYTHING OUT OF YOUR ABSENT BIN FOLDER!**
¡LIMPIE TODO FUERA DE SU CARPETA AUSENTE A LA BASE!
3. If your name is on the left board, you owe me work!
Si su nombre está en el panel izquierdo, me debe trabajar!
4. Check PowerSchool to make sure all of your grades are accurate.
Verifique en PowerSchool para asegurarse de que todas sus calificaciones sean correctas.
5. Hand in signed education plans
Entrega de planes educativos firmados.



5:00

Grade Boost Packet and Project

- If you earned a 0 to a 40 last quarter, you will have to complete **both** the packet and a project.
Si obtuvo un 0 a un 40 en el último trimestre, deberá **completar el paquete y un proyecto.**
- If you earned a 41 to a 59 last quarter, you can complete the packet **or** a project.
Si obtuvo un resultado de 41 a 59 en el último trimestre, puede **completar el paquete o un proyecto.**
- If you would like to boost your 4th quarter formal grade, you can complete **a** project.
Si desea aumentar su calificación formal del cuarto trimestre, puede completar **un proyecto.**

More information and the documents are in your email.

Más información y los documentos están en su correo electrónico.

Things you should know...

Grade Boost Packet and Project are due May 6th!

¡El paquete y proyecto de refuerzo de grado se entregarán el 6 de mayo!

Next Quiz is April 12.

La próxima prueba es el 12 de abril.

Spring Break begins in 4 days!

¡Las vacaciones de primavera comienzan en 4 días!

Tutoring will be on Tuesday and Thursday from 2:30 to 4:00pm.

La tutoría será los martes y jueves de 2:30 a 4:00 pm.



Things you should know...

Formal Grades count for **70%** of your grade.

Informal Grades are **30%** of your grade.

NCFE [Final exam] is **20%** of your total grade.


Las calificaciones formales cuentan para el **70%** de tu calificación.

Los grados informales son el **30%** de tu calificación.


NCFE [Examen final] es el **20%** de su calificación total.

Report Cards will more than likely come out before Spring Break.

Es muy probable que las boletas de calificaciones salgan antes de las vacaciones de primavera.



BEFORE



Ms. Hall's SMART GOALS

1.

I will have students following procedures more than 77% of the time by 4/5/19. I'll reach my goal by reviewing procedures, reward students following procedures, and remind students of what the procedures are.

2.

I will have at least 50% of my students passing with a C or better by 4/12/19. I'll reach this goal by reminding students of work, reviewing vocabulary more, and creating opportunities for more hands on activities.

Kudos

Thank you to those who consistently removed hoods, headphones, head gear, greeting me at the door, and putting away your phones.

Gracias a quienes siempre quitaron las capuchas, los audífonos, el equipo para la cabeza, saludándome en la puerta y guardando sus teléfonos.

Mr. Diawara

Miss Ketevi

Miss Hoyt

Miss S. Smith



4th Quarter Class Data

Percent passing the course with 70 higher

2nd Block: **53%** [9]

3rd Block: **38%** [10]

4th Block: **38%** [10]

Kudos HW:

Mr. Grande

Miss Ketevi

Mr. Reyes

Miss Luna

Miss Espinosa

Mr. Lubin

Miss J. Williams

Miss White

Mr. Tadesse




Did you complete the survey in
4th block?


¿Completaste la encuesta en el
4to bloque?

surveys.panoramaed.com/cms

Questions about the last lesson?
¿Preguntas sobre la última lección?



Imperialism and the Berlin Conference




What can you infer?
¿Qué puedes inferir?

Why do you think the cartoonist represented the African continent this way?

What do you observe?
¿Qué observas?

¿Por qué crees que el dibujante representó al continente africano de esta manera?

Question? Preguntas?



5:00

Imperialism and the Berlin Conference

2:00

What was the Berlin Conference?

The Berlin Conference of 1884–85 was organized by Otto von Bismarck, the first chancellor of Germany. The purpose of the Berlin Conference was to regulate European colonization and trade in Africa by identifying which European nations would be allowed to control which parts of Africa. The Berlin Conference was seen as the beginning of the "Scramble for Africa." The "Scramble for Africa" was the invasion and colonization of African territory by European powers between 1881 and 1914. During the Berlin Conference, the European nations literally divided Africa up between themselves, often creating quite artificial states that divided cultural, linguistic and ethnic groups. No Africans were invited to the Berlin Conference and no Africans took part in deciding how the continent would be "carved up." In 1870, only 10 percent of Africa was under European control; by 1914 it had increased to 90 percent of the continent. By 1914, only Ethiopia and Liberia were independent African nations not under the control of European powers.

Adapted from: http://www.newworldencyclopedia.org/entry/Berlin_Conference_of_1884-85

1. Who organized the Berlin Conference?

2. Why was the Berlin Conference organized?

3. Who attended the Berlin Conference?


4. Who was not invited to attend the Berlin Conference? Why were they not invited?

5. What impact did the Berlin Conference have on Africa?

Do you think your country, or any of the other European countries, had the right to claim land, resources and slaves in Africa like this? Why or why not?

¿Crees que tu país, o cualquiera de los otros países europeos, tenía derecho a reclamar tierras, recursos y esclavos en África de esta manera? ¿Por qué o por qué no?

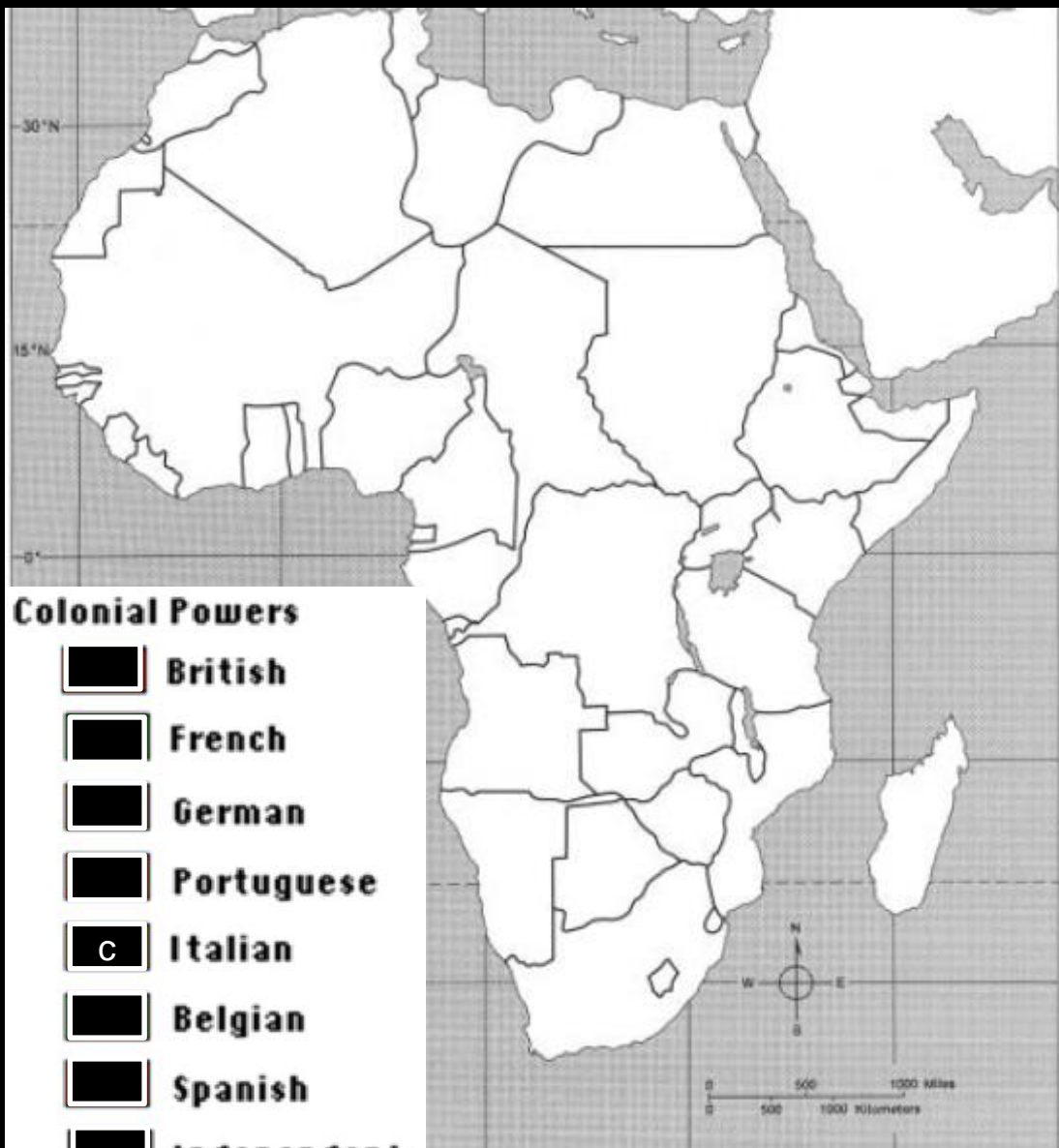
Question? Preguntas?



5:00

Imperialism in Africa

2:00




Directions: Use page 901 in the textbook to indicate which European country controlled each African territory. Use the map to answer the below questions.

Instrucciones: Use la página 901 del libro de texto para indicar qué condado europeo controla cada territorio africano. Usa el mapa para responder las siguientes preguntas.

1. ¿Qué nación controlaba más tierras en África?
2. ¿Cuáles son las dos únicas naciones que son independientes en 1914?
3. ¿Qué papel jugó la Conferencia de Berlín en este mapa?
4. ¿Qué efecto tuvo el imperialismo en África?

Question? Preguntas?



Check for Understanding

1. What is the definition of imperialism?
¿Cuál es la definición de imperialismo?
2. How does the cartoon show imperialism?
¿Cómo muestra la caricatura el imperialismo?
3. Does imperialism increase nationalism? Why or Why not?
¿Incrementa el imperialismo el nacionalismo? ¿Por qué o por qué no?



Exit Ticket

TURN YOUR IN YOUR SHEET

GIRE SU EN SU HOJA

You have until the end of the song.

Tienes hasta el final de la canción.



Read all of the directions carefully before completing that tasks.

Lea todas las instrucciones cuidadosamente antes de completar esas tareas.

1. Take out a sheet of Paper
Saca una hoja de papel

2. Write the Heading and Title: Pop Quiz
Escribe el título y título: Pop Quiz

4. Number your paper 1 through 5 with two line gaps in between numbers.
Numere su artículo del 1 al 5 con dos espacios en línea entre los números.

6. Grab your note sheet from the tray
Toma tu hoja de notas de la bandeja

7. Take out your Chromebook.
Saque su Chromebook.

Now that you have read the instructions, please only complete step six and step seven.
Ahora que ha leído las instrucciones, solo complete los pasos seis y siete.

First and Last Name

4.9.18

World History

Block #

Pop Quiz

1.

2.

3.

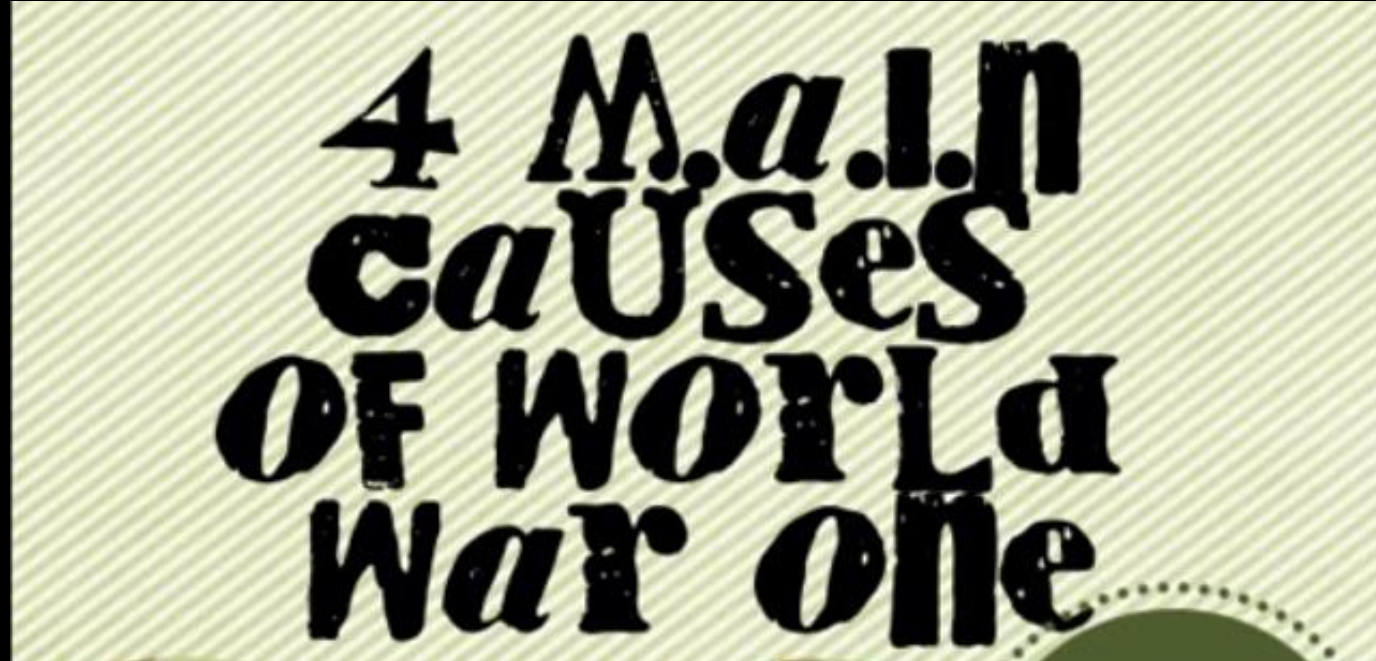
4.

5.



Causes of WWI

1. Go to bit.ly/MAINWWI
2. Start at the first bullet point
3. Watch the video Spanish [bit.ly/MAINWWIS]
4. Answer the questions on your note sheet



M.A.I.N. CAUSES

M

- Militarism is glorifying military power.
Militarismo está glorificando el poder militar.
- Brought a sense of pride and created an arms race.
- By 1914, Europe had the largest military force the world had ever seen.
Por 1914, Europa tenía la mayor fuerza militar que el mundo había visto.

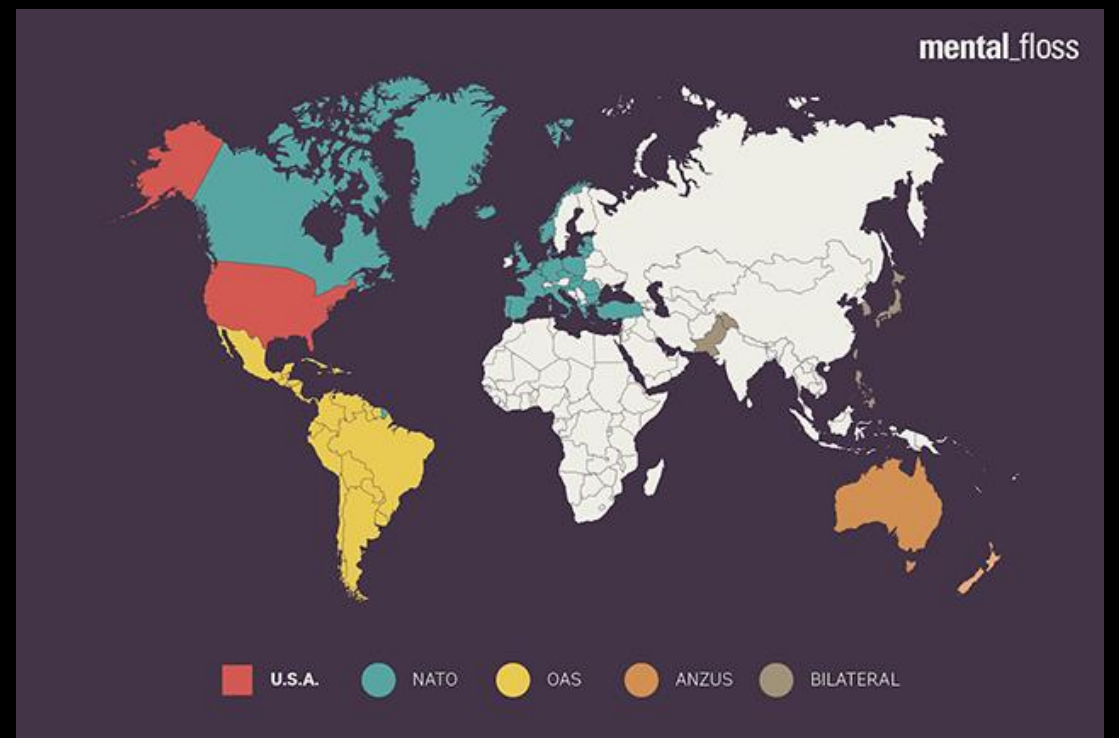
- Alliances- an agreement that is mutually beneficial
Alianzas- un acuerdo que es mutuamente beneficioso.

A

- Two Major Alliances
 - Triple Alliance/Central Powers: Germany, Austria-Hungary, and Italy
 - Triple Entente: Britain, France, and Russia
- An attack on one ally would be treated as an attack on them all!
¡Un ataque a un aliado sería tratado como un ataque a todos!

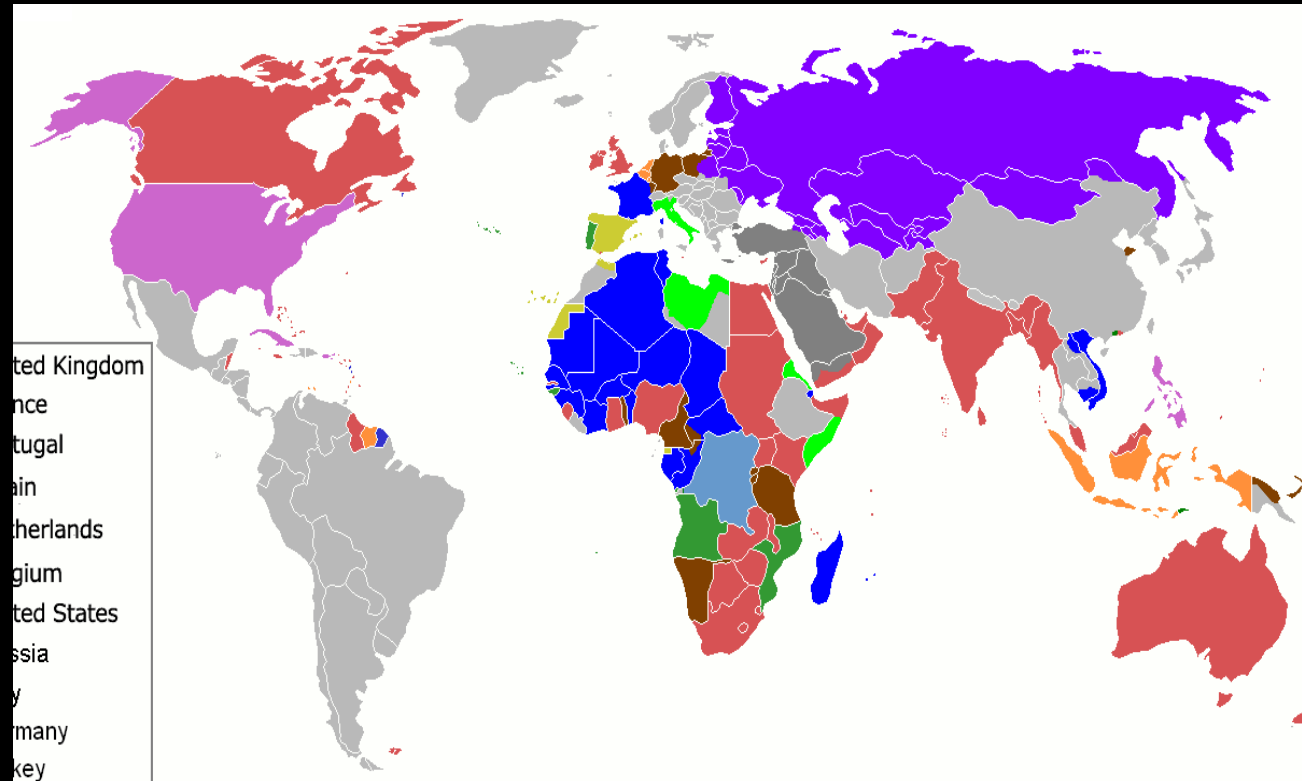


Alliances 1914 vs 2016



M.A.I.N. CAUSES

- Imperialism- seizure of another country by a stronger country.
Imperialismo - apoderamiento de otro país por un país más fuerte.
- Countries scrambled to create colonies to make money using a mercantilism.
 - To protect imperial interests, armies and navies were raised.
Para proteger los intereses imperiales, se alzaron ejércitos y armadas.



M.A.I.N. CAUSES


N

- **Nationalism:** Deep devotion to one's nation or people
Nacionalismo: profunda devoción a la propia nación o pueblo.
- **Big Scale: National Pride**
 - Your country is superior, you must be 100% loyal at all times, fighting for your country is noble. Tu país es superior
- **Smaller Scale: Ethnic Pride**
 - You believe your ethnicity or people are superior. Tu etnia o gente es superior.



Example:
Serbians wanted freedom from Austria-Hungary.

Question? Preguntas?



Pulse Check Questions



1. What is militarism? ¿Qué Militarismo?
2. What is an alliance? ¿Qué Alianzas?
3. What is nationalism? ¿Qué nacionalismo?
4. What is imperialism? ¿Qué imperialismo?

M.A.I.N. CAUSES

Directions: Write the answer to this question on your note sheet.

**Which cause do you think
started the war?**

¿Qué causa crees comenzó la guerra?

M

A

I

N

Nationalism Project [Formal Grade]


Receive an information sheet and read! ¡Reciba una hoja informativa y léala!



- Are you working individually or with a partner?
¿Trabajas individualmente o con un compañero?
- What is your interest?
¿Cual es tu interés?

- **By Monday / El lunes**


- Have questions 1- 10 answered / Tiene preguntas 1-10 contestadas
- Have the summary of Italy and Germany's unification read
Haga que el resumen de la unificación de Italia y Alemania lea



Poster and accompanying paragraphs are DUE 4.10.19!

¡El póster y los párrafos que lo acompañan están vencidos 4.10.19!

Question? Preguntas?



****Electronic Submissions ONLY****

Homework

Homework

1. Nationalism Project
2. Study for Quiz

Electronic Submission Rules

- If work is emailed, it must arrive the night before the due date.
 - If the due date is Monday, your work needs to be in my inbox on Sunday night at 11:59:59!
- If the email comes in at 12:00, it will be assessed a late penalty.
- Print outs of assignments maybe turned in within the first five minutes of class.
- If the assignments is handed in after five minutes, it will be assessed a late penalty.
- Handwritten assignments will NOT be accepted unless given express permission

Extra Help Materials

- This Quarter Materials
 - Review Game:
 - <https://join.quizizz.com> 696922
 - Review Game:
 - <https://quizlet.com/> 619aso
 - <https://quizlet.com/> 613ahi
- Historical Tools:
 - Primary and Secondary Sources
 - <https://youtu.be/xIdm6RguzRM>
 - Timeline
 - <https://youtu.be/842mEdbuTJs>
 - Continents and Oceans
 - <https://youtu.be/OCihWUruLRY>
- Early Humans
 - <https://youtu.be/bhzQFIZuNFY>
 - <https://youtu.be/Y1FaVW1nCuc>
- River Valley Civilizations
 - Fertile Crescent:
 - <https://youtu.be/RbKEASap4OE>
 - https://youtu.be/sohXPx_XZ6Y
 - Egypt:
 - <https://youtu.be/960mk5JR5Bk>
 - <https://youtu.be/Z3Wvw6BivVI>
 - China:
 - <https://youtu.be/t4ADyduFCys>
 - <https://youtu.be/yIWORyToTo4>
 - Indus River:
 - <https://youtu.be/9peDRkO-TLc>
 - <https://youtu.be/n7ndRwqJYDM>
- Religions
 - Hinduism: <https://youtu.be/lmV2Wd8bOcc>
 - Buddhism: <https://youtu.be/uajX2cSTmll>
 - Judaism: <https://youtu.be/HyEaAcPGAHA>
 - Christianity: <https://youtu.be/Ut-UOhY0s8E>
 - Islam:
 - <http://bit.ly/IslamPopQ>
 - <https://youtu.be/TpcbfxtdoI8>
 - <https://youtu.be/IOF5Xsh7K5Y>
 - <https://youtu.be/zvy0Cb0iHa8>
- Greece
 - <https://youtu.be/5FVpL4ma8nQ>
 - <https://youtu.be/Q-mkVSasZIM>
 - <https://youtu.be/0F5qlu3nSDY>
 - <https://youtu.be/JgG9Go1Pdug>
 - <https://youtu.be/KbhUtZB5EqY>
- Rome
 - <http://bit.ly/RomanVocab122>
 - <http://bit.ly/RomanFallFactors>
 - <https://youtu.be/m5V-IK1cEtE>
 - <https://youtu.be/mFYHmln0qLg>
 - <https://youtu.be/3PszVWZNWVA>
 - <https://youtu.be/FI1ylg4GKv8>
 - <https://youtu.be/rCzqxSpu9wM>
- Test Taking Strategies
 - <https://youtu.be/mPnt9AFaTdc>
 - https://youtu.be/Q1y8c_MZYvE
 - <https://youtu.be/AIsdnhNDmyY>
 - <https://youtu.be/l-gQLqv9f4o>
- Middle Ages
 - <https://youtu.be/QV7CanyzhZg>
 - https://youtu.be/Gqeyi_ZvFHo
 - <https://youtu.be/cTTaVnZyG2g>
 - <https://youtu.be/Gd4lopIPObA>
 - <https://youtu.be/GVMvl05hCrI>
- Crusades
 - https://youtu.be/Dv_Gussoya8
- Development of England/France:
 - <http://bit.ly/100YWG>
 - https://youtu.be/F_5My8XH-n0
 - <https://youtu.be/ZdHdZ77WvWM>
 - <https://youtu.be/EsMenflFprw>
- Conflicts in the Middle Ages
 - <https://youtu.be/5Wre7IF9rKs>
 - https://youtu.be/Ya_BL8nqkUK
 - https://youtu.be/fu_ZU9P2fv8
 - <https://youtu.be/CgoBCyOixdQ>
- Black Death
 - <https://youtu.be/v8Gk1a-RMAM>
 - <https://youtu.be/kScxc9DPnY>
 - <https://youtu.be/sFUQCWghjWc>
 - <https://youtu.be/mVSHieg9Jac>
- Renaissance
 - https://youtu.be/t-uMRU_6TaE

Extra Help Materials {Cont.}

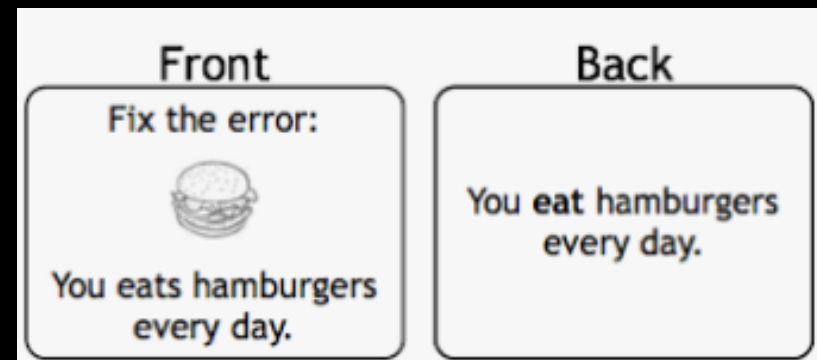

- Reformation
 - <https://youtu.be/D7gtYwQ1ubk>
 - <https://youtu.be/1o8oIELbNxE>
 - https://youtu.be/Q2t9ZlbNJ_s
 - https://youtu.be/C4d_7dOC-GQ
 - <https://youtu.be/TOufxhVywKw>
 - https://youtu.be/M-9F7GPI_J4
- Early Americans and Africans
 - <https://youtu.be/S5Lp0KrQTqM>
 - <https://youtu.be/O3YJMaL55TM>
- Exploration
 - <https://youtu.be/vf82WAw0lqw>
 - <https://youtu.be/GD3dgiDreGc>
- Columbian Exchange
 - <https://youtu.be/dRBipnpg6Wg>
 - <https://youtu.be/OwMcRljS3SM>
 - <https://youtu.be/HQPA5oNpfM4>
- Economics
 - <https://youtu.be/b4pnutYN97U>
 - <https://youtu.be/NWFXiHaGcWg>
- Atlantic Slave Trade
 - <https://youtu.be/0IJrhQE6DZk>
 - https://youtu.be/dnV_MTFEGiY
 - <http://bit.ly/2pbPbNv>
- Scientific Revolution/Enlightenment
 - <https://youtu.be/drgsZc8Gjb8>
 - <https://youtu.be/9hodYUDDfsY>
 - <https://youtu.be/LNBkHhUZdro>
 - https://youtu.be/u84di7LHS_M
 - https://youtu.be/CP8k_f3PFq8
- American Revolution
 - <https://youtu.be/p8BwWBc571k>
 - <https://youtu.be/HIUiSBXQHCw>
- French Revolution
 - <https://youtu.be/VEZqarUnVpo>
 - <https://youtu.be/ITTvKwCylFY>
 - https://youtu.be/IF4IPWU_qxY
 - <http://bit.ly/FrenchRevVideos>
- Napoleon Bonaparte/Cong. of Vienna
 - <https://youtu.be/t05O-iVx2R8>
 - <https://youtu.be/hrR8H8roNI8>
 - <https://youtu.be/9I21Mbhnguk>
 - https://youtu.be/Kw_aFcqizWU
- Industrial Revolution
 - <https://youtu.be/7mxhObloHdg>
 - <https://youtu.be/zhL5DCizj5c>
 - https://youtu.be/6QKIIts2_yJ0
- Economics
 - <https://youtu.be/gFJlivYEdAI>
 - <https://youtu.be/zBxW2WLO9d8>
 - <https://youtu.be/B3u4EFTwprM>

Flashcards


Effective flashcards have combine pictures and words to describe each vocabulary word while writing the definition on the back.

1. Draw your view of the vocabulary word on one side
2. Write the definition on the other side of the same card.
3. One vocabulary word per card
4. Answer yourself verbally and use the cards both ways.

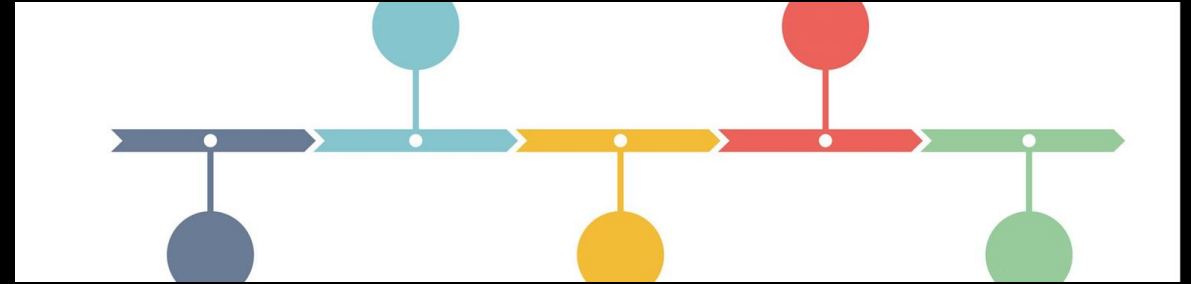
<https://youtu.be/mzCEJVtEDOU>



Study Strategies!



- Go to <https://crosswordlabs.com/>
- Go through your packet of notes
- Create a TWENTY clue crossword
- Use vocabulary and proper nouns
- Save and email to a peer for a great review!



- Write the main historical events of the day on individual flash cards.
- Place the date on one side and the event on the other.
- Mix up the cards with the event facing you
- Put the cards in chronological order without looking at the dates