

“We become the stories we tell ourselves”

1. **TURN IN YOUR PHONE TO ME!**
¡ENTREGUE SU TELÉFONO A MÍ!

2. **If you were absent, find your work in the absent bin.**

Si estuviste ausente, encuentra tu trabajo en el contenedor ausente.

3. Turn in Missing Assignments! **Gire en las asignaciones que faltan!**

4. Be ready to justify why A is the correct answer.

Esté preparado para justificar por qué A es la respuesta correcta.

5. Show me your attendance appeal form if I need to sign it.

Muéstrame el formulario de apelación de asistencia si necesito firmarlo.

6. **Take out Test Taking Strategies from yesterday**

Sacar la prueba tomando estrategias de ayer

Things you should know...

Recovery will be offered Monday, Tuesday, Thursday, and Saturday.

La recuperación se ofrecerá los lunes, martes, jueves y sábado.

Last day to turn in your work and extra credit is May 24th.

El último día para entregar su trabajo y crédito adicional es el 24 de mayo.

Final Exams begin in 6 school days!

¡Los exámenes finales comienzan en 6 días escolares!

Last day of school is in 12 school days!

¡El último día de clases es en 12 días escolares!

Tutoring will be on Tuesday and Thursday from 2:30 to 4:00pm.

La tutoría será los martes y jueves de 2:30 a 4:00 pm.

4th Quarter Class Data

People passing the course with 70 higher



26%



19 students

Does not include essay, quiz, and assignment.

Kudos/Gloria:

Miss Angel, Mr. Chalmers, Miss Grimsley, Miss Luna, Mr. McRae,
Miss Espinoza, Mr. Lubin, Miss Maradiaga, Miss McCauley, Miss
Pittman, Miss T. Smith, Mr. Uche, Mr. Brown-Roberts, Mr.
Diawara, Miss Ketevi, Miss Powell, Mr. Reyes, Mr. J. Smith, Miss
D. Williams

Test Prep/Do Now

0:30

Miss or Mr. First Name Initial. Last Name

To play this game

1. Use any device to open

join.quizizz.com

REVIEW

A similarity between the United States and the Roman Republic is . . .

- A. every free person had an equal vote.
- B. there exists separate legislative bodies for rich and poor
- C. the president is elected by the electoral college
- D. elected officials run the government



Aa



Bb



Cc



Dd

REVIEW

During the feudal period in Europe, power and position in society were based on the...

- A. amount of money earned
- B. level of education received
- C. number of slaves owned
- D. amount of land possessed



Aa



Bb




Cc



Dd

Question? Preguntas?



0:30

CLOSE YOUR COMPUTERS!

CIERRE SUS COMPUTADORES!



First and Last Name

5.20.19

World History

Block #

NCFE Test Prep

Test Taking Strategy



Test Prep Pulse Check



1. What is the first step?
Cuál es el primer paso?
2. Which questions should you tackle first?
¿Qué preguntas deberías abordar primero?
3. How do you know to answer these first?
¿Cómo sabes responder a estas primero?
4. What should you do when your stuck?
¿Qué debes hacer cuando estás atascado?
5. What should you do before you submit?
¿Qué debes hacer antes de enviar?

NCFE Test Prep

1. Quickly glance through all of the questions. [No more than 10]
Echa un vistazo rápido a través de todas las preguntas. [No más de 10]
2. Mark the hardest questions
Marca las preguntas más difíciles.
3. Answer the hardest problems first! Use DAB-ON-EM!
¡Responde primero a los problemas más difíciles!
4. If you get stuck for two minutes, answer two easy questions.
Si te quedas estancado durante dos minutos, responde dos preguntas fáciles.
5. Go back to the hard question
Vuelve a la pregunta difícil.



NCFE Test Prep

6. Repeat steps 3-5 as many times as needed.
Repita los pasos 3-5 tantas veces como sea necesario.

7. If time, take a break.


Si es tiempo, tómate un descanso.

8. Review the test again in a different order.


Ask yourself, "Does this make sense?"

Revise la prueba de nuevo en un orden diferente.

Pregúntate a ti mismo: "¿Tiene esto sentido?"



Question? Preguntas?



Test Prep BRAIN DUMP

As soon as the test begins, after every question, or when you get stuck, **write or draw everything you are thinking at that moment.**

Tan pronto como comienza la prueba, después de cada pregunta, o cuando te quedas atascado, escribe o dibuja todo lo que estás pensando en ese momento.

Dates, tricks, definitions, key people.
 Fechas, trucos, definiciones, personas clave.



<input type="checkbox"/>	First and Last Name	5.20.19
	World History	Block #
	NCFE Test Prep	
<input type="checkbox"/>		
<input type="checkbox"/>		
	Test Taking Strategy: Brain Dump	
<input type="checkbox"/>		

Test Prep BRAIN DUMP


Practice

You have one minute to write down everything you can think of on the given topic.

Tienes un minuto para escribir todo lo que puedas pensar sobre el tema dado.



Adolf Hitler



Test Prep: Brain Dump

Practice

Could the information you wrote down help you answer the below question?

¿La información que escribiste podría ayudarte a responder la siguiente pregunta?


1. What was not a factor in the rise of Hitler?

- (a) Disgrace at Versailles
- (b) Nazi propaganda and Hitler's charismatic leadership
- (c) Years of Depression and Economic crisis
- (d) Weimer Republic


Other ways to use this strategy

1. Use to clear your mind of negative thoughts before test
Utilice para despejar su mente de pensamientos negativos antes de la prueba
2. Use after glancing through the whole test
Utilizar después de echar un vistazo a través de toda la prueba.
3. Use after reading every question / Usar después de leer cada pregunta

Question? Preguntas?



Questions about the last lesson?
¿Preguntas sobre la última lección?



Globalization

Take out your homework!

Document
2

Document
3



5:00

Document
4

Document
5

5:00

Globalization and Technology

Is globalization a positive or negative thing?

¿Es la globalización positiva o negativa?


What do you think is the most important technology?

¿Cuál crees que es la tecnología más importante?

How is technology connected to globalization?

¿Cómo se conecta la tecnología a la globalización?

Question? Preguntas?



Environment

3:00

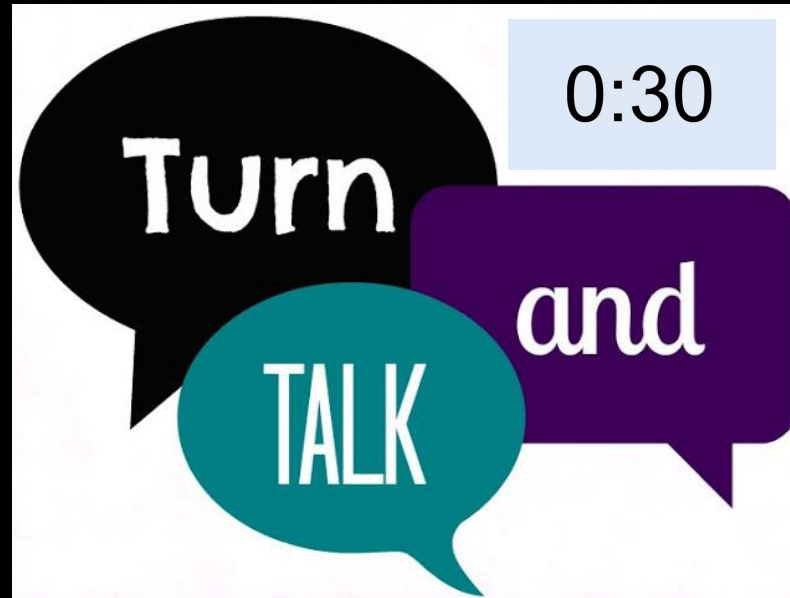



Brain Dump: Take 1 minute to write down everything you know about the environment.

Volcado de cerebro: Tómate 1 minuto para anotar todo lo que sabes sobre el medio ambiente.

Turn and Talk: Take 30 seconds to share your list.

Gira y habla: Toma 30 segundos para compartir tu lista.



As a Group: Take 3 minutes to create a top 5 list. What is harming the environment the most?

Como un grupo: Tómate 3 minutos para crear una lista de los 5 mejores. ¿Qué es lo que más perjudica al medio ambiente?

PICK UP A SHEET FROM THE TRAY
CONVIERTE SU PRUEBA EN LA BANDEJA

You have until the end of the song.
Tienes hasta el final de la canción.

Environment

We are going to watch videos about the environment and answer questions.

Vamos a ver videos sobre el medio ambiente y responder preguntas.

What do observe?

¿Qué se observa?

What can you infer is the author's purpose in this video?

¿Qué puedes inferir sobre el propósito del autor en este video?

Is this an example of propaganda? Why or why not?

¿Es este un ejemplo de propaganda? ¿Por qué o por qué not?

Environment: Climate Change

We are going to watch videos about the environment and answer questions.

Vamos a ver videos sobre el medio ambiente y responder preguntas.



- a. Why has the world become warmer in the last century?
- b. What do we burn that has contributed to the greenhouse effect?
- c. What are four consequences of climate change?
- d. What is climate change?
- e. What are at least three ways you can be a part of the solution?

Environment: Ozone Depletion

We are going to watch videos about the environment and answer questions.
Vamos a ver videos sobre el medio ambiente y responder preguntas.




- a. What is the ozone layer and where is it located?
- b. What chemical is harming the ozone layer?
- c. Who had contributed the most to ozone depletion?
- d. What was done to help the ozone layer?

Environment: Deforestation


We are going to watch videos about the environment and answer questions.

Vamos a ver videos sobre el medio ambiente y responder preguntas.



- a. What is deforestation?
- b. How do forests benefit society?
- c. What industries are the greatest divers of deforestation?
- d. How can deforestation be combatted?

Question? Preguntas?



Reflection/Discussion



1. What do you think is hurting the environment the most? Why? ¿Qué crees que está dañando más el medio ambiente? ¿Por qué?
 1. Does that match what your group came up with? ¿Coincide eso con lo que a tu grupo se le ocurrió?
2. How does globalization play a role in harming the environment? ¿Cómo juega un papel la globalización en dañar el medio ambiente?
3. What can you do to preserve the environment? ¿Qué puedes hacer para preservar el medio ambiente?



Cold War Timeline

#	Events
1	Warsaw Pact forms
2	Geneva Conventions
3	Yalta Conference
4	Winston Churchill's Iron Curtain Speech
5	Marshall Plan unveiled
6	NATO forms
7	Truman authorizes the H-Bomb
8	Formation of the United Nations
9	End of WWII
10	Truman Doctrine is announced
11	The Containment policy is enacted
12	Brinkmanship begins

Directions: Place the twelve events above on a timeline using the long sheet of paper.

1. Place the events in chronological order
2. Grab an 11" by 17" piece of paper.
3. Write your heading on the back.
4. On the front, draw a line and make tick marks at 2-inch intervals. [8 tick marks in total]
5. Label the tick marks with the years 1945 to 1953 in chronological order.
6. Place the events on the timeline chronologically.
7. Each event on the timeline must have a brief description and the correct date
8. You must draw a picture for six of the events.
9. On the back, answer the following questions in a paragraph. This should include a thesis statement.
 1. What are the top three events that led to the Cold War? Why did you choose these events?

Timeline Rubric

Points	Timeline Structure	Events	Chronology	Pictures	Thesis	Three Events	Three Explanations
50	5	12	12	6	5	5	5

****Electronic Submissions ONLY****

Homework

Homework

1. Missing Assignments
2. Study for Quiz
3. Extra Credit

Electronic Submission Rules

- If work is emailed, it must arrive the night before the due date.
 - If the due date is Monday, your work needs to be in my inbox on Sunday night at 11:59:59!
- If the email comes in at 12:00, it will be assessed a late penalty.
- Print outs of assignments maybe turned in within the first five minutes of class.
- If the assignments is handed in after five minutes, it will be assessed a late penalty.
- Handwritten assignments will NOT be accepted unless given express permission

Extra Help Materials {Cont.}

- Russia Revolution

- <https://youtu.be/A5Y0zZqhEn8>
- <https://youtu.be/9N8hsXQapjY>
- <https://youtu.be/kp9vGSTqWvl> (Stop 2:40)

- China's Revolution

- <https://youtu.be/1NLX-AmdyNg>
- <https://youtu.be/klAjaujdE6M> (Stop at 4)
- <https://youtu.be/UUCEeC4f6ts> (Stop 5:50)

- India's Revolution

- <https://youtu.be/X2ZHv-pcle0>
- <https://youtu.be/WW3uk95VGes>
- https://youtu.be/MRxc_f-7zm8
- <https://youtu.be/jq9a5eGU5Ds>

- Great Depression

- <https://youtu.be/HupNDQwLN08>
- <https://youtu.be/Sv7IP2qL0gg>
- <https://youtu.be/fFu7us6bNSQ>

- World War II Causes

- <https://youtu.be/aUcYU95kCAI>
- <https://youtu.be/iuikQXAYVAk>
- <https://youtu.be/H-2q-QMUIgY>
- https://youtu.be/B_PifbNOMew

World War II Events

- <https://youtu.be/wvDFsxjaPaE>
- <https://youtu.be/NF4LQaWJRDg>
- <https://youtu.be/3YuVIFNqQBE>
- <https://youtu.be/Q78COTwT7nE>

Holocaust

- <http://bit.ly/USHolocaustM>
- https://youtu.be/Ag7_VvruVNk

Cold War

- <https://youtu.be/y9HjvHZfCUI>
- <https://youtu.be/lAsMBgnt3mA>
- <https://youtu.be/7f-jTEVkfBA>
- <https://www.c-span.org/classroom/document/?7342>

Extra Help Materials {Cont.}

- Reformation
 - <https://youtu.be/D7gtYwQ1ubk>
 - <https://youtu.be/1o8oIELbNxE>
 - https://youtu.be/Q2t9ZlbnJ_s
 - https://youtu.be/C4d_7dOC-GQ
 - <https://youtu.be/TOufxhVywKw>
 - https://youtu.be/M-9F7GPI_J4
- Early Americans and Africans
 - <https://youtu.be/S5Lp0KrQTqM>
 - <https://youtu.be/O3YJMaL55TM>
- Exploration
 - <https://youtu.be/vf82WAw0lqw>
 - <https://youtu.be/GD3dgiDreGc>
- Columbian Exchange
 - <https://youtu.be/dRBipnpg6Wg>
 - <https://youtu.be/OwMcRljS3SM>
 - <https://youtu.be/HQPA5oNpfM4>
- Economics
 - <https://youtu.be/b4pnutYN97U>
 - <https://youtu.be/NWFXiHaGcWg>
- Atlantic Slave Trade
 - <https://youtu.be/0IJrhQE6DZk>
 - https://youtu.be/dnV_MTFEGiy
 - <http://bit.ly/2pbPbNv>
- Scientific Revolution/Enlightenment
 - <https://youtu.be/drgsZc8Gjb8>
 - <https://youtu.be/9hodYUDDfsY>
 - <https://youtu.be/LNBkHhUZdro>
 - https://youtu.be/u84di7LHS_M
 - https://youtu.be/CP8k_f3PFq8
- American Revolution
 - <https://youtu.be/p8BwWBc571k>
 - <https://youtu.be/HIUiSBXQHCw>
- French Revolution
 - <https://youtu.be/VEZqarUnVpo>
 - <https://youtu.be/ITTvKwCylFY>
 - https://youtu.be/IF4IPWU_qxY
 - <http://bit.ly/FrenchRevVideos>
- Napoleon Bonaparte/Cong. of Vienna
 - <https://youtu.be/t05O-iVx2R8>
 - <https://youtu.be/hrR8H8roNI8>
 - <https://youtu.be/9I21Mbhnguk>
 - https://youtu.be/Kw_aFcqizWU
- Industrial Revolution
 - <https://youtu.be/7mxhObloHdg>
 - <https://youtu.be/zhL5DCizj5c>
 - https://youtu.be/6QKIts2_yJ0
- Economics
 - <https://youtu.be/gFJlivYEdAl>
 - <https://youtu.be/zBxW2WLO9d8>
 - <https://youtu.be/B3u4EFTwprM>
- World War I:
 - <https://youtu.be/Cd2ch4XV84s>
 - <https://youtu.be/tletwavDMgM>
 - <https://youtu.be/24i4ncHuf6A>
 - <http://bit.ly/TrenchWGame>
 - <https://youtu.be/j8HmPNgOC2Q>
 - <https://youtu.be/DHn1Egt6Xdg>
 - <https://youtu.be/k7v3cq1ZJjM>
 - <https://youtu.be/oEFo4o579G8>
 - <https://youtu.be/-3UjJ5kxiLI>

Extra Help Materials

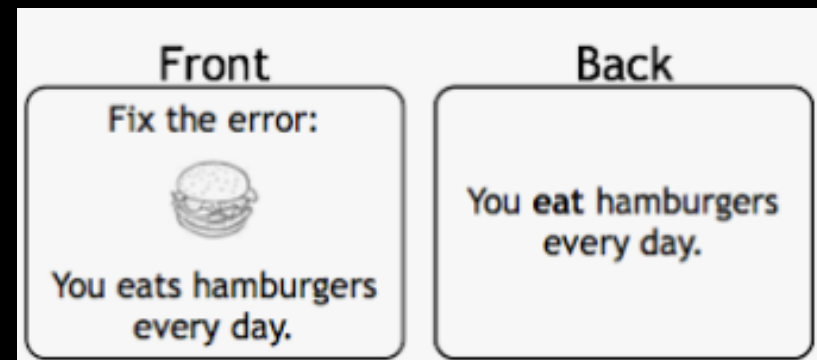

- This Quarter Materials
 - Review Game:
 - <https://join.quizizz.com> 696922
 - Review Game:
 - <https://quizlet.com/> 619aso
 - <https://quizlet.com/> 613ahi
- Historical Tools:
 - Primary and Secondary Sources
 - <https://youtu.be/xIdm6RguzRM>
 - Timeline
 - <https://youtu.be/842mEdbuTJs>
 - Continents and Oceans
 - <https://youtu.be/OCihWUruLRY>
- Early Humans
 - <https://youtu.be/bhzQFIZuNFY>
 - <https://youtu.be/Y1FaVW1nCuc>
- River Valley Civilizations
 - Fertile Crescent:
 - <https://youtu.be/RbKEASap4OE>
 - https://youtu.be/sohXPx_XZ6Y
 - Egypt:
 - <https://youtu.be/960mk5JR5Bk>
 - <https://youtu.be/Z3Wvw6BivVI>
 - China:
 - <https://youtu.be/t4ADyduFCys>
 - <https://youtu.be/yIWORyToTo4>
 - Indus River:
 - <https://youtu.be/9peDRkO-TLc>
 - <https://youtu.be/n7ndRwqJYDM>
- Religions
 - Hinduism: <https://youtu.be/lmV2Wd8bOcc>
 - Buddhism: <https://youtu.be/uajX2cSTmll>
 - Judaism: <https://youtu.be/HyEaAcPGAHA>
 - Christianity: <https://youtu.be/Ut-UOhY0s8E>
 - Islam:
 - <http://bit.ly/IslamPopQ>
 - <https://youtu.be/TpcbfxtdoI8>
 - <https://youtu.be/IOF5Xsh7K5Y>
 - <https://youtu.be/zvy0Cb0iHa8>
- Greece
 - <https://youtu.be/5FVpL4ma8nQ>
 - <https://youtu.be/Q-mkVSasZIM>
 - <https://youtu.be/0F5qlu3nSDY>
 - <https://youtu.be/JgG9Go1Pdug>
 - <https://youtu.be/KbhUtZB5EqY>
- Rome
 - <http://bit.ly/RomanVocab122>
 - <http://bit.ly/RomanFallFactors>
 - <https://youtu.be/m5V-IK1cEtE>
 - <https://youtu.be/mFYHmln0qLg>
 - <https://youtu.be/3PszVWZNWVA>
 - <https://youtu.be/FI1yIlg4GKv8>
 - <https://youtu.be/rCzqxSpu9wM>
- Test Taking Strategies
 - <https://youtu.be/mPnt9AFaTdc>
 - https://youtu.be/Q1y8c_MZYvE
 - <https://youtu.be/AIsdnhNDmyY>
 - <https://youtu.be/l-gQLqv9f4o>
- Middle Ages
 - <https://youtu.be/QV7CanyzhZg>
 - https://youtu.be/Gqeyi_ZvFHo
 - <https://youtu.be/cTTaVnZyG2g>
 - <https://youtu.be/Gd4lopIPObA>
 - <https://youtu.be/GVMvl05hCrI>
- Crusades
 - https://youtu.be/Dv_Gussoya8
- Development of England/France:
 - <http://bit.ly/100YWG>
 - https://youtu.be/F_5My8XH-n0
 - <https://youtu.be/ZdHdZ77WvWM>
 - <https://youtu.be/EsMenflFprw>
- Conflicts in the Middle Ages
 - <https://youtu.be/5Wre7IF9rKs>
 - https://youtu.be/Ya_BL8nqkUK
 - https://youtu.be/fu_ZU9P2fv8
 - <https://youtu.be/CgoBCyOixdQ>
- Black Death
 - <https://youtu.be/v8Gk1a-RMAM>
 - <https://youtu.be/kScxc9DPnY>
 - <https://youtu.be/sFUQCWghjWc>
 - <https://youtu.be/mVSHieg9Jac>
- Renaissance
 - https://youtu.be/t-uMRU_6TaE

Flashcards


Effective flashcards have combine pictures and words to describe each vocabulary word while writing the definition on the back.

1. Draw your view of the vocabulary word on one side
2. Write the definition on the other side of the same card.
3. One vocabulary word per card
4. Answer yourself verbally and use the cards both ways.

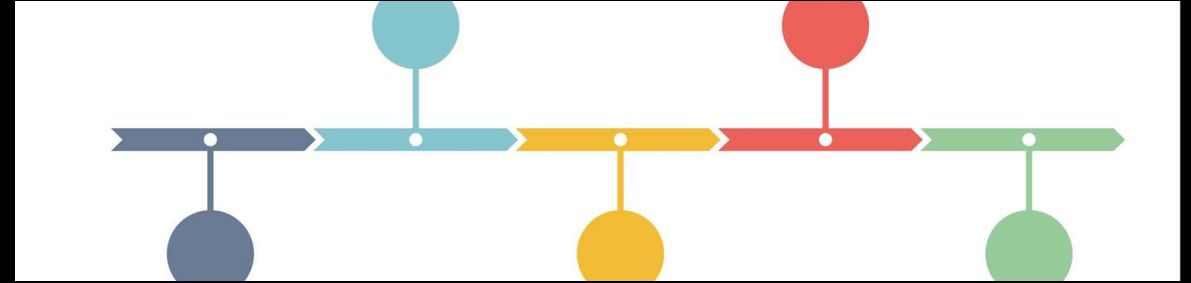
<https://youtu.be/mzCEJVtEDOU>



Study Strategies!



- Go to <https://crosswordlabs.com/>
- Go through your packet of notes
- Create a TWENTY clue crossword
- Use vocabulary and proper nouns
- Save and email to a peer for a great review!



- Write the main historical events of the day on individual flash cards.
- Place the date on one side and the event on the other.
- Mix up the cards with the event facing you
- Put the cards in chronological order without looking at the dates