

The Circle of Life...

DO NOT TOUCH, WRITE ON, OR MOVE THE STICKY NOTES!
¡NO TOQUE, ESCRIBA NI MUEVE LAS NOTAS EXTRAÍBLES!

1. Empty your absent bin folder with your name on it again!
¡Vacía tu carpeta de basura ausente con tu nombre otra vez!

2. Review your progress report for any errors or mistakes.
Revise su informe de progreso para cualquier error.

3. If there is an error, show me proof so I can fix it.

Si hay un error, muéstrame la prueba para que pueda solucionarlo.

Things you should know...

Recovery will be offered Thursday and Monday-Thursday next week.
La recuperación es los jueves y de lunes a jueves la próxima semana.

Final Exams begin tomorrow!
¡Los exámenes finales comienzan mañana!

Last day of school is in 7 days!
¡El último día de clases es en 7 días!



Tutoring will be Thursday from 2:30 to 4:00pm.
La tutoría será los jueves de 2:30 a 4:00 pm.




4th Quarter Class Data

Travelers who earned a 70 or higher

36%

25 out of 70



2	3	4
		

Kudos/Gloria: [A]

Miss Ketevi, Mr. Reyes, and Miss Espinoza!

Congratulations!!!!

If your name is below, see me before you leave for your prize.

Bathroom Pass Winners: Miss Guzman and Miss Espinoza

Merit Winners: Mr. A. Lopez

Perfect Attendance Winner: Mr. Alamilla

May Perfect Attendance Winner: Mr. Tadesse



NCFE Test Information

How many questions are on the NCFE?

What is the lowest number of questions you can get right?

How many questions should you get correct if you want a C?

How much time do you have to take this test?

¿Cuántas preguntas hay en la NCFE (Examen final)?

¿Cuál es el número más bajo de preguntas que hacer correcto?

¿Cuántas preguntas deberías hacer correctamente si quieres una C?

¿Cuánto tiempo tienes para tomar esta prueba?

NCFE Test Information

There are **42** questions on the NCFE.

I would suggest shooting for **15 to 18 correct in order to pass with a D.**

If you currently have less than a 70 [F1], shoot for 20.

You will have **120** minutes to take this test.

I will not be your test administrator. Another teacher will be here.

Hay 42 preguntas en el NCFE.

Yo sugeriría disparar de 15 a 18 correctamente para pasar con una D.

Si actualmente tienes menos de 70 [F1], dispara a 20.

Tendrá 120 minutos para tomar esta prueba.

No seré⁹ tu administrador de pruebas. Otro profesor estará aquí.

No Chromebook! No prueba! Tendrás que hacerlo después de la escuela.



NCFE Test Prep

What should you do the night before an exam?
¿Qué debes hacer la noche antes de un examen?

The Night Before: Best Practices

La noche anterior: mejores prácticas

1. Briefly go over your notes / Repase brevemente sus notas
2. Eat a nutritious and healthy meal / Comer una comida nutritiva y saludable.
3. Relax / Relajarse
4. Be in bed by 9pm [Try to get a much sleep as possible!]
Esté en la cama a las 9 pm [¡Trate de dormir lo más posible!]



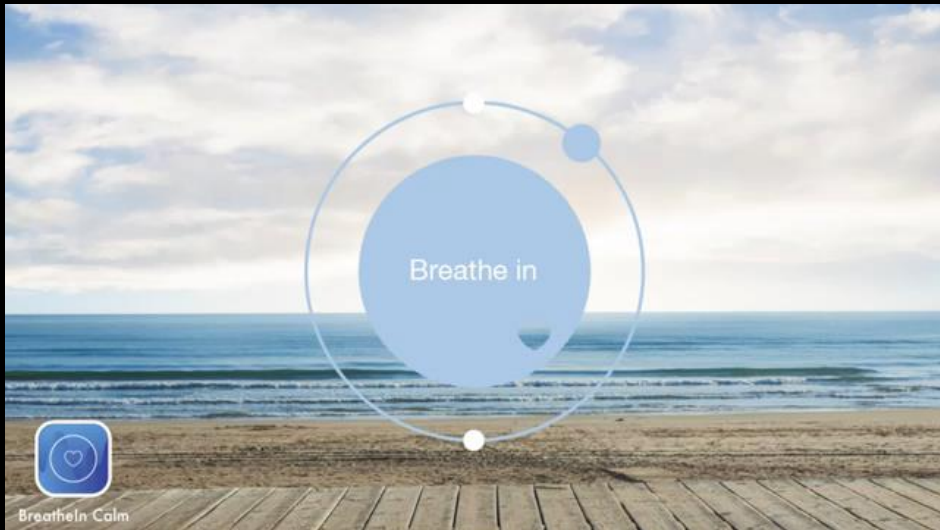
NCFE Test Prep

What should you do the day of the exam?
¿Qué debes hacer la noche antes de un examen?

Test Day: Best Practices

La noche anterior: mejores prácticas

1. Eat a nutritious and healthy meal / Comer una comida nutritiva y saludable.
2. Stay Calm and Focused / Mantente tranquilo y enfocado



**Hold a Power Pose
2 minutes**

Appeasement Essay Commentary

Many of you did well

- I saw some great theses, analysis, and conclusions. [Posted great examples]
- I have over a handful of you plagiarized which resulted in a zero.
- If you have questions about my comments, let me know.

Muchos de ustedes lo hicieron bien

- Vi algunas grandes tesis, análisis y conclusiones. [Publicado grandes ejemplos]
- Tengo más de un puñado de ustedes plagiados que resultó en un cero.
- Si tiene preguntas sobre mis comentarios, hágame saber.

Great Introduction Examples

Mr. Uche

The Treaty of Versailles gave France insurance of safety over Germany. Germany invaded the Rhineland which is a strip of land inside the Germany bordering on France and that was an illegal act but the British government decided to do nothing because they felt like the treaty was unfair to Germany and was over-restrictive. The German leader Hitler tried to unite all of German people into a single country by adding Austria and Czechoslovakia. The German leader Hitler got what wanted through appeasement.

Miss D. Williams

The Treaty of Versaille had terms Germany needed to obey. In March 1936, Hitler had his first illegal action of marching into the Rhineland. Hitler wanted to add Austria and Czechoslovakia to Germany to have all German people in a single country. British Prime Minister Neville Chamberlain got an agreement that Hitler should have Sudetenland in exchange for Germany making demands for the land in Europe. A word for this is appeasement or satisfying someone by giving in to their demands.

Great Thesis Examples

Mr. Reyes

Appeasing Hitler was the right decision because the League Of Nation was weak, British and France feared war, and Russia could take over.

Miss Pittman

Appeasing Hitler was the wrong decision because the appeasement gave Germany time to rebuild a bigger and strong army, allowed Nazi Germany to gain an enormous amount of power, and also did not completely stop WWII.

Great Citation Example

Miss Hoyt

Appeasement gave Europe an advantage before WW2 by preventing Russian domination in Europe. In Document G it states, "... the "appeasers" feared that the defeat of Germany would be followed by a Russian domination over much of Europe." This shows that if there was no appeasement from Europe then the Russians would possibly come in and take over most of the European Territory.

Great Conclusions Examples


Mr. Tadesse

In general appeasing Hitler failed to stop Hitler. several thousands of people had fallen victim to Nazi terror. Hitler take over much of Central Europe. War was inevitable for Great Britain, and France. If they had taken action quickly after Germany had begun to act out, then they could have easily defeated Hitler. The appeasement gave Hitler more power and freedom to prepare for an inevitable war.

Miss Guzman

Although, technically appeasement didn't work out in the end- it was the best decision because it prevented Germany from getting out of hand and showing people that if that appeasement can lead to unpredictable consequences.


Question? Preguntas?



Review



Question? Preguntas?



Test Prep

What are the Test Taking Strategy I gave you so far?

DAB ON EM

Mark the hard questions
Vuelve a la pregunta difícil.



BRAIN DUMP and GUESS

PICK UP YOUR SHEET
FROM THE FRONT TABLE

RECOGE SU HOJA DE LA MESA DELANTERA

You have until the end of the song.

Tienes hasta el final de la canción.

NCFE Practice

20:00

5:00



Aa



Bb




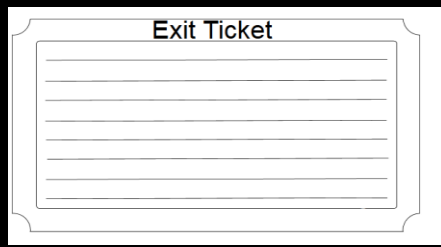
Cc



Dd

Question? Preguntas?





Exit Ticket

What advice would you give to next year's
Freshman?

¿Qué consejo le darías al estudiante de
primer año?

A graphic of a timer showing '5:00'. The numbers are large, white, and bold with a black outline. They are set against a background of a colorful, abstract, pixelated pattern in shades of yellow, orange, red, and blue.

5:00

Write at least three tips and write neatly!
¡Escribe al menos tres consejos y
escribe cuidadosamente!

Turn into the tray.

Recoge tu hoja de notas la bandeja

PICK UP a piece of paper from the tray

RECOGE un pedazo de papel de la bandeja

You have until the end of the song.


Tienes hasta el final de la canción.



8 Pieces of Paper



Directions: Fold your piece of paper into 8 sections and carefully rip the paper into eight pieces.
Instrucciones: Doble su pedazo de papel en 8 secciones y cuidadosamente corte el papel en ocho pedazos.



Keep three pieces on your desk and put the rest in FRONT of the tray.
Mantenga tres piezas en su escritorio y coloque el resto FRENTE a la bandeja.

Taboo

You have two vocabulary words on your desk
Tienes dos palabras de vocabulario en tu escritorio

1. Write one of the vocabulary words on the top of your pieces of paper.
Escribe una vocabulario en la parte superior de tus pedazos de papel.
[One Word per piece of paper/ Una palabra por pedazo de papel]
2. Write five words underneath your word that you would use to describe it.
Escribe cinco palabras debajo de tu palabra que usarías para describirla.

Five Pillars of Islam

- Fasting
- Prayer
- Pilgrimage
- Charity
- Testimony of Faith



Taboo

You will have 1 minute to get your team to say the top word!

Tendrás 1 minuto para que tu equipo diga la palabra más importante

Get it correct you get a point!/Por cada una correcta obtienes un punto!

If your team, shouts out the answer you loose a point.

Si tu equipo grita la respuesta, pierdes un punto.

On the third piece of paper, write down words you do not know.

En la tercera hoja de papel, escriba las palabras que no conoce.

Team 1	Team 2



THANK YOU

THANK YOU

THANK YOU

THANK YOU

- This has been a very interesting semester. / Este ha sido un semestre muy interesante.
- I honestly hope that you learned as much from me as I learned from you. Sinceramente, espero que hayas aprendido tanto de mí como yo de ti.
- I wish you all the best of luck and a safe summer. Les deseo la mejor de las suertes y un verano seguro.
- Make sure you come to take your test and earn your spot in the next grade. Asegúrate de venir a la escuela para tomar el examen y ganar tu lugar en el siguiente grado.

****Electronic Submissions ONLY****

Homework

Homework

1. Study for Finals

Electronic Submission Rules

- If work is emailed, it must arrive the night before the due date.
 - If the due date is Monday, your work needs to be in my inbox on Sunday night at 11:59:59!
- If the email comes in at 12:00, it will be assessed a late penalty.
- Print outs of assignments maybe turned in within the first five minutes of class.
- If the assignments is handed in after five minutes, it will be assessed a late penalty.
- Handwritten assignments will NOT be accepted unless given express permission

Extra Help Materials {Cont.}

• Russia Revolution

- <https://youtu.be/A5Y0zZqhEn8>
- <https://youtu.be/9N8hsXQapjY>
- <https://youtu.be/kp9vGSTqWvl> (Stop 2:40)

• China's Revolution

- <https://youtu.be/1NLX-AmdyNg>
- <https://youtu.be/klAjaujdE6M> (Stop at 4)
- <https://youtu.be/UUCEeC4f6ts> (Stop 5:50)

• India's Revolution

- <https://youtu.be/X2ZHv-pcle0>
- <https://youtu.be/WW3uk95VGes>
- https://youtu.be/MRxc_f-7zm8
- <https://youtu.be/jq9a5eGU5Ds>

• Great Depression

- <https://youtu.be/HupNDQwLN08>
- <https://youtu.be/Sv7IP2qL0gg>
- <https://youtu.be/fFu7us6bNSQ>

• World War II Causes

- <https://youtu.be/aUcYU95kCAI>
- <https://youtu.be/iuikQXAYVAk>
- <https://youtu.be/H-2q-QMUIgY>
- https://youtu.be/B_PifbNOMew

World War II Events

- <https://youtu.be/wvDFsxjaPaE>
- <https://youtu.be/NF4LQaWJRDg>
- <https://youtu.be/3YuVIFNqQBE>
- <https://youtu.be/Q78COTwT7nE>

Holocaust

- <http://bit.ly/USHolocaustM>
- https://youtu.be/Ag7_VvruVNk

Cold War

- <https://youtu.be/y9HjvHZfCUI>
- <https://youtu.be/lAsMBgnt3mA>
- <https://youtu.be/7f-jTEVkfBA>
- <https://www.c-span.org/classroom/document/?7342>

Extra Help Materials {Cont.}

- Reformation
 - <https://youtu.be/D7gtYwQ1ubk>
 - <https://youtu.be/1o8oIELbNxE>
 - https://youtu.be/Q2t9ZlbnJ_s
 - https://youtu.be/C4d_7dOC-GQ
 - <https://youtu.be/TOufxhVywKw>
 - https://youtu.be/M-9F7GPI_J4
- Early Americans and Africans
 - <https://youtu.be/S5Lp0KrQTqM>
 - <https://youtu.be/O3YJMaL55TM>
- Exploration
 - <https://youtu.be/vf82WAw0lqw>
 - <https://youtu.be/GD3dgiDreGc>
- Columbian Exchange
 - <https://youtu.be/dRBipnpg6Wg>
 - <https://youtu.be/OwMcRljS3SM>
 - <https://youtu.be/HQPA5oNpfM4>
- Economics
 - <https://youtu.be/b4pnutYN97U>
 - <https://youtu.be/NWFXiHaGcWg>
- Atlantic Slave Trade
 - <https://youtu.be/0IJrhQE6DZk>
 - https://youtu.be/dnV_MTFEGiy
 - <http://bit.ly/2pbPbNv>
- Scientific Revolution/Enlightenment
 - <https://youtu.be/drgsZc8Gjb8>
 - <https://youtu.be/9hodYUDDfsY>
 - <https://youtu.be/LNBkHhUZdro>
 - https://youtu.be/u84di7LHS_M
 - https://youtu.be/CP8k_f3PFq8
- American Revolution
 - <https://youtu.be/p8BwWBc571k>
 - <https://youtu.be/HIUiSBXQHCw>
- French Revolution
 - <https://youtu.be/VEZqarUnVpo>
 - <https://youtu.be/ITTvKwCylFY>
 - https://youtu.be/IF4IPWU_qxY
 - <http://bit.ly/FrenchRevVideos>
- Napoleon Bonaparte/Cong. of Vienna
 - <https://youtu.be/t05O-iVx2R8>
 - <https://youtu.be/hrR8H8roNI8>
 - <https://youtu.be/9I21Mbnguk>
 - https://youtu.be/Kw_aFcqizWU
- Industrial Revolution
 - <https://youtu.be/7mxhObloHdg>
 - <https://youtu.be/zhL5DCizj5c>
 - https://youtu.be/6QKIts2_yJ0
- Economics
 - <https://youtu.be/gFJlivYEdAI>
 - <https://youtu.be/zBxW2WLO9d8>
 - <https://youtu.be/B3u4EFTwprM>
- World War I:
 - <https://youtu.be/Cd2ch4XV84s>
 - <https://youtu.be/tletwavDMgM>
 - <https://youtu.be/24i4ncHuf6A>
 - <http://bit.ly/TrenchWGame>
 - <https://youtu.be/j8HmPNgOC2Q>
 - <https://youtu.be/DHn1Egt6Xdg>
 - <https://youtu.be/k7v3cq1ZJjM>
 - <https://youtu.be/oEFo4o579G8>
 - <https://youtu.be/-3UjJ5kxiLI>

Extra Help Materials

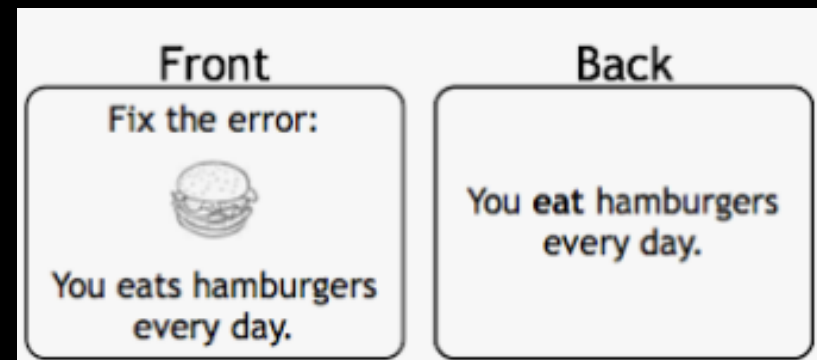

- This Quarter Materials
 - Review Game:
 - <https://join.quizizz.com> 696922
 - Review Game:
 - <https://quizlet.com/> 619aso
 - <https://quizlet.com/> 613ahi
- Historical Tools:
 - Primary and Secondary Sources
 - <https://youtu.be/xIdm6RguzRM>
 - Timeline
 - <https://youtu.be/842mEdbuTJs>
 - Continents and Oceans
 - <https://youtu.be/OCihWUruLRY>
- Early Humans
 - <https://youtu.be/bhzQFIZuNFY>
 - <https://youtu.be/Y1FaVW1nCuc>
- River Valley Civilizations
 - Fertile Crescent:
 - <https://youtu.be/RbKEASap4OE>
 - https://youtu.be/sohXPx_XZ6Y
 - Egypt:
 - <https://youtu.be/960mk5JR5Bk>
 - <https://youtu.be/Z3Wvw6BivVI>
 - China:
 - <https://youtu.be/t4ADyduFCys>
 - <https://youtu.be/yIWORyToTo4>
 - Indus River:
 - <https://youtu.be/9peDRkO-TLc>
 - <https://youtu.be/n7ndRwqJYDM>
- Religions
 - Hinduism: <https://youtu.be/lmV2Wd8bOcc>
 - Buddhism: <https://youtu.be/uajX2cSTmll>
 - Judaism: <https://youtu.be/HyEaAcPGAHA>
 - Christianity: <https://youtu.be/Ut-UOhY0s8E>
 - Islam:
 - <http://bit.ly/IslamPopQ>
 - <https://youtu.be/TpcbfxtdoI8>
 - <https://youtu.be/IOF5Xsh7K5Y>
 - <https://youtu.be/zvy0Cb0iHa8>
- Greece
 - <https://youtu.be/5FVpL4ma8nQ>
 - <https://youtu.be/Q-mkVSasZIM>
 - <https://youtu.be/0F5qlu3nSDY>
 - <https://youtu.be/JgG9Go1Pdug>
 - <https://youtu.be/KbhUtZB5EqY>
- Rome
 - <http://bit.ly/RomanVocab122>
 - <http://bit.ly/RomanFallFactors>
 - <https://youtu.be/m5V-IK1cEtE>
 - <https://youtu.be/mFYHmln0qLg>
 - <https://youtu.be/3PszVWZNWVA>
 - <https://youtu.be/FI1ylg4GKv8>
 - <https://youtu.be/rCzqxSpu9wM>
- Test Taking Strategies
 - <https://youtu.be/mPnt9AFaTdc>
 - https://youtu.be/Q1y8c_MZYvE
 - <https://youtu.be/AIsdnhNDmyY>
 - <https://youtu.be/l-gQLqv9f4o>
- Middle Ages
 - <https://youtu.be/QV7CanyzhZg>
 - https://youtu.be/Gqeyi_ZvFHo
 - <https://youtu.be/cTTaVnZyG2g>
 - <https://youtu.be/Gd4lopIPObA>
 - <https://youtu.be/GVMvl05hCrI>
- Crusades
 - https://youtu.be/Dv_Gussoya8
- Development of England/France:
 - <http://bit.ly/100YWG>
 - https://youtu.be/F_5My8XH-n0
 - <https://youtu.be/ZdHdZ77WvWM>
 - <https://youtu.be/EsMenflFprw>
- Conflicts in the Middle Ages
 - <https://youtu.be/5Wre7IF9rKs>
 - https://youtu.be/Ya_BL8nqkUK
 - https://youtu.be/fu_ZU9P2fv8
 - <https://youtu.be/CgoBCyOixdQ>
- Black Death
 - <https://youtu.be/v8Gk1a-RMAM>
 - <https://youtu.be/kScxc9DPnY>
 - <https://youtu.be/sFUQCWghjWc>
 - <https://youtu.be/mVSHieg9Jac>
- Renaissance
 - https://youtu.be/t-uMRU_6TaE

Flashcards


Effective flashcards have combine pictures and words to describe each vocabulary word while writing the definition on the back.

1. Draw your view of the vocabulary word on one side
2. Write the definition on the other side of the same card.
3. One vocabulary word per card
4. Answer yourself verbally and use the cards both ways.

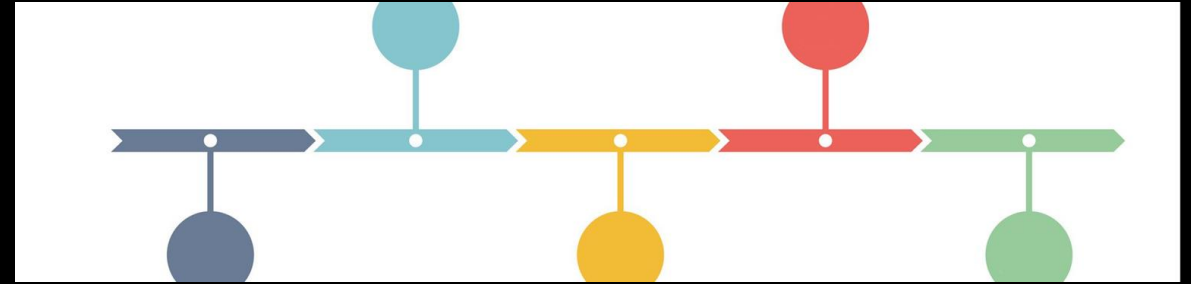
<https://youtu.be/mzCEJVtEDOU>



Study Strategies!



- Go to <https://crosswordlabs.com/>
- Go through your packet of notes
- Create a TWENTY clue crossword
- Use vocabulary and proper nouns
- Save and email to a peer for a great review!



- Write the main historical events of the day on individual flash cards.
- Place the date on one side and the event on the other.
- Mix up the cards with the event facing you
- Put the cards in chronological order without looking at the dates