

As-Salaam-Alaikum= Peace be with you!

Join Remind Group! Text# 81010 the Message @mshallswhc

DO NOW:

1. Take out a fresh sheet of paper
2. Write your heading and title
3. Title = Learning Style
4. Number your paper 1 to 14
5. Write the following underneath 14
V _____
A _____
K _____
6. Take out your Do Now sheet for this week.

<input type="radio"/>	Full Name	9.21.18
	World History	Block #
Learning Style		
	1.	
	2.	
	3.	
	4.	
<input type="radio"/>	5.	
	14.	
	V = _____	A = _____ K = _____

Learning Style

Directions: Write down the letter that best matches your response the most.

1. If I have to learn how to do something, I learn best when I:

- (V) Watch someone show me how.
- (A) Hear someone tell me how.
- (K) Try to do it myself.

2. When I read, I often find that I:

- (V) Visualize what I am reading in my mind's eye.
- (A) Read out loud or hear the words inside my head.
- (K) Fidget and try to "feel" the content.

Learning Style

Directions: Write down the letter that best matches your response the most.

3. When asked to give directions, I:

- (V) See the actual places in my mind as I say them or prefer to draw them.
- (A) Have no difficulty in giving them verbally.
- (K) Have to point or move my body as I give them.

4. If I am unsure how to

- (V) Write it in order to determine if it looks right.
- (A) Spell it out loud in order to determine if it sounds right.
- (K) Write it in order to determine if it feels right.

Learning Style

Directions: Write down the letter that best matches your response the most.

5. When I write I:

- (V) Am concerned with how neat and well spaced my letters and words appear.
- (A) Often say the letters and words to myself.
- (K) Push hard on my part or pencil and can feel the flow of the words.

6. If I had to remember a list of items, I would remember it best if:

- (V) Wrote them down.
- (A) Said them over and over to myself.
- (K) Move around and used my fingers to name each item.

Learning Style

Directions: Write down the letter that best matches your response the most.

7. I prefer teachers who:

- (V) Use a board or overhead projector while they lecture.
- (A) Talk with lots of expression.
- (K) Use hands-on activities.

8. When trying to concentrate, I have a difficult time when:

- (V) There is a lot of clutter or movement in the room.
- (A) There is a lot of noise in the room.
- (K) I have to sit still for any length of time.

Learning Style

Directions: Write down the letter that best matches your response the most.

9. When solving a problem I:

- (V) Write or draw diagrams to see it.
- (A) Talk myself through it.
- (K) Use my entire body or move objects to help me think.

10. When given written instructions on how to build something, I:

- (V) Read them silently and try to visualize how the parts will fit together.
- (A) Read them out loud and talk to myself as I put the part together.
- (K) Try to put the parts together first and read later.

Learning Style

Directions: Write down the letter that best matches your response the most.

11. To keep occupied while waiting, I:

- (V) Look around, stare, or read.
- (A) Talk or listen to others.
- (K) Walk around, manipulate things with my hands, or move/shake my feet as I sit.

12. If I had to verbally describe something to another person, I would:

- (V) Be brief because I do not like to talk at length.
- (A) Go into great detail because I like to talk.
- (K) Gesture and move around while talking.

Learning Style

Directions: Write down the letter that best matches your response the most.

13. If someone were verbally describing something to another person, I would:

- (V) Try to visualize what he/she was saying.
- (A) Enjoy listening but want to interrupt and talk myself.
- (K) Become bored if her/his description got too long and detailed.

14. When trying to recall names, I remember:

- (V) Faces but forget names.
- (A) Names, but forget faces.
- (K) The situation where I met the person rather than the person's name or face.

Learning Style

Directions: Count up how many Vs, As, and Ks, you have and write the number on the lines your drew.

V = _____

A = _____

K = _____

Directions: In your Friday box, write your top two learning styles.

Visual

V = 10

Auditory

A = 3

Kinesthetic

K = 1

Learning Style

Directions: Underneath your top learning styles, write two strategies you will use to prepare for your test in your Friday box.


Visual	Auditory	Kinesthetic
<ul style="list-style-type: none">• Sit near the front of the classroom• Use flashcards to learn new words.• Write down key words, ideas, or instructions.• Color code things with a highlighter or different color pen• Utilize graphic organizers such as charts, graphs, pictures, and diagrams.• Redraw your pages from memory and replace important words with symbols or initials.• Put things out of order and then put back into order	<ul style="list-style-type: none">• Sit where you can hear.• Use flashcards to learn new words; read them aloud.• Read stories, assignments, notes, or directions aloud.• Record yourself reading your notes and then listen to the recording.• Talk it out. Have a discussion with others to expand upon your understanding of a topic.• Explain your notes to your peers/fellow “aural” learners.• Create a rhyme, song, or chant• Listen to instrumentals when studying	<ul style="list-style-type: none">• Trace words with your finger.• Use flashcards and arrange them in groups to show relationships between ideas.• Do many hands-on activities like acting out historical scenes.• Make a game out of the material you are studying• Take frequent breaks during reading or studying periods (frequent, but not long).• Type and/or rewrite your notes in your own words• Walk while studying• Use motions to learn vocabulary

Questions? Preguntas?



Islam

- Turn in your DO NOW into your block's tray
- Grab a sticky note!
- Take out your world religions table and your note sheet from yesterday.
- On the sticky note, write what you know about Islam or Muslim people.
- Place the sticky note on the wall in the front next to the right window.



Islam

Muhammad



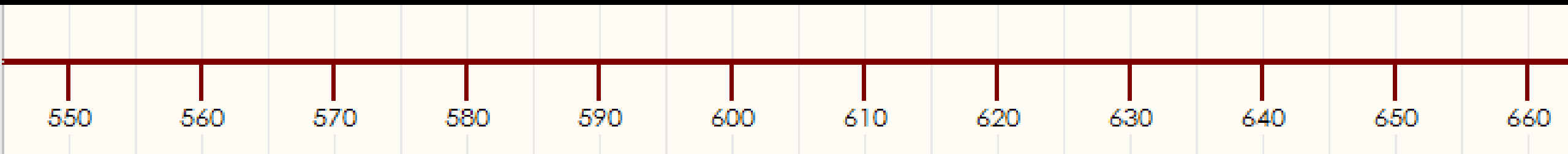
7th Century AD or 600-700 AD

Muhammad's Timeline

AD 570: Born in Mecca, Saudi Arabia

Married Khadijah at 25 years old

AD 610: Proclaimed the Messenger of Allah



Began to preach publicly three years later

AD 622: Moved to Medina (Hijra)

Eight years later returned to Mecca in victory

AD 632: Passed





The Qu'ran

Islam

Muslim-one who has submitted to Islam

Muslims believe in an all-powerful God or Allah thus they are monotheistic.

لا إله إلا الله



Paradise

Islam: Goal

Steps to reach Paradise

1. Read the Qur'an
2. Follow Sunnah
3. Uphold the Five Pillars
4. Understand Jihad
5. Follow Shari'ah

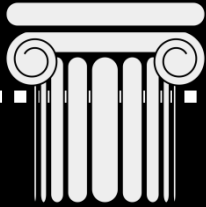
Sunnah is Muhammad's example;
how applied the Qur'an to his life
Jihad is internal struggle against sin



Shari'ah are the Islamic laws that regulate life and morality

Islam: Five Pillars of Islam

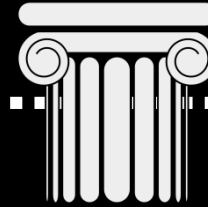
1st: Shahaadah



Testimony of Faith

1. There is only one God and that is Allah.
2. Muhammad is the messenger of God

2nd: Salat

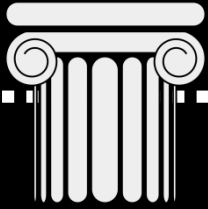


Prayer

Pray five times a day
Dawn, Noon, Mid
Afternoon, Sunset, and
Evening

Islam: Five Pillars of Islam

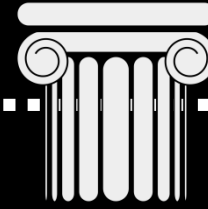
3rd: Zakat



Charity

Give money to those
who are less
fortunate

4th: Sawm

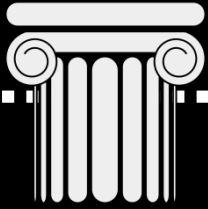


Fasting

1. During Ramadan Muslims fast the entire day [sunrise to sunset]
2. Purpose is to concentrate on spiritual thoughts

Islam: Five Pillars of Islam

5th: Hajj



Pilgrimage

Once in your
lifetime, if able, travel
to Mecca during a
specific time



Place of Worship: Mosque



Unique Characteristics

Muslims DO NOT



1. Eat Pork
2. Consume intoxicating beverages
3. Have central religious authority



Aspect	Islam
Symbol	
Founder	
When Founded	
Nation of Origin	
Text	
Type of Religion (poly/mono)	
God(s)	
Goal(s) of Religion	
Steps to goal(s)	
Place of Worship	
Unique Characteristics	

Questions? Preguntas?



Which Pillar am I?

Directions: Identify which pillar each of these sentences is sorted under and write number on sheet.

1. This happens five times a day and requires that you kneel facing Mecca.
2. Muslims will take this trip to the holy city of Mecca.
3. "There is no god but Allah, Muhammad is the messenger of Allah."
4. You must do this daily at sunrise, noontime, afternoon, sunset, and evening.
5. This occurs every year during the holy month of Ramadan.
6. Muslims must take this trip during a certain time and at least once in their lifetime.
7. This pillar describes the process of giving money to those less fortunate.
8. This pillar makes it clear that Muhammad is not God, but is only a prophet.
9. This is the duty of not eating from sunrise to sunset for an entire month.
10. This stops Muslims from becoming greedy and builds love between rich and poor people.


Reflection

1. How is Islam different than what you believe?
2. Did your opinion of Islam change from the sticky note?
3. How do all of the monotheistic religions compare?

Draw a venn diagram and write a sentence to summarize your diagram.

Use complete sentences and practice thesis statement writing.

It is okay if you only have one or two claims for this exercise.



Notebook Organization

Find all the notes from the below dates

Week 1	Week 2	Week 3	Week 4
Syllabus	9/4	9/10	9/18
8/28	9/5	9/11	9/20
8/29	9/6	9/12	9/21
8/30	9/7		
8/31			

- If you are missing notes, talk with a neighbor or raise your hand
- Put the notes in Chronological order
- Make sure your name and date are on the papers
- If you need a binder, notebook, or folder raise your hand.
- If you are organized, take out your study guide and review to make sure you know definitions and can answer the questions

****Electronic Submissions ONLY****

Homework

Homework

1. Study for your next test
9.25.18
2. Prepare for Notebook Check
3. Memorize the Greek Alphabet
for Extra Credit


Electronic Submission Rules

- If work is emailed, it must arrive the night before the due date.
 - If the due date is Monday, your work needs to be in my inbox on Sunday night at 11:59:59!
- If the email comes in at 12:00, it will be assessed a late penalty.
- Print outs of assignments maybe turned in within the first five minutes of class.
- If the assignments is handed in after five minutes, it will be assessed a late penalty.
- Handwritten assignments will NOT be accepted unless given express permission

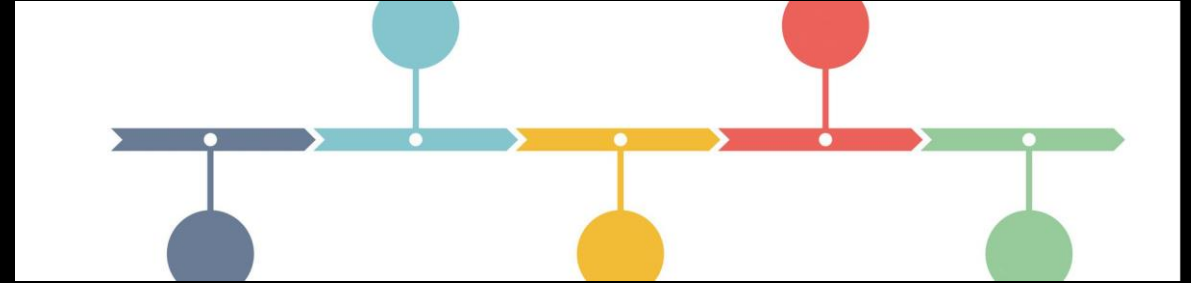
Extra Help Materials

- Ancient History Materials
 - Review Game:
- Historical Tools:
 - Primary and Secondary Sources
 - <https://youtu.be/xIdm6RguzRM>
 - Timeline
 - <https://youtu.be/842mEdbuTJs>
 - Continents and Oceans
 - <https://youtu.be/OCihWUruLRY>
- Early Humans
 - <https://youtu.be/bhzQFIZuNFY>
 - <https://youtu.be/Y1FaVW1nCuc>
- River Valley Civilizations
 - Fertile Crescent:
 - <https://youtu.be/RbKEASap4OE>
 - https://youtu.be/sohXPx_XZ6Y
 - Egypt:
 - <https://youtu.be/960mk5JRSBk>
 - <https://youtu.be/Z3Wvw6BivVI>
 - China:
 - <https://youtu.be/t4ADyduFCys>
 - <https://youtu.be/yIWORyToTo4>
 - Indus River:
 - <https://youtu.be/9peDRkO-TLc>
 - <https://youtu.be/n7ndRwqJYDM>
- Religions
 - Hinduism: <https://youtu.be/ImV2Wd8bOcc>
 - Buddhism: <https://youtu.be/uajX2cSTmII>
 - Judaism: <https://youtu.be/HyEaAcPGAhA>
 - Christianity: <https://youtu.be/Ut-UOhY0s8E>
 - Islam:
 - <http://bit.ly/IslamPopQ>
 - <https://youtu.be/TpcbfxtdoI8>
 - <https://youtu.be/IOF5Xsh7K5Y>
 - <https://youtu.be/zvy0Cb0iHa8>
- Greece
- Rome

Study Strategies!



- Go to <https://crosswordlabs.com/>
- Go through your packet of notes
- Create a TWENTY clue crossword
- Use vocabulary and proper nouns
- Save and email to a peer for a great review!



- Write the main historical events of the day on individual flash cards.
- Place the date on one side and the event on the other.
- Mix up the cards with the event facing you
- Put the cards in chronological order without looking at the dates