

Name:

Date:

Class:

Block #:

Revolution Project Rubric

Topic: \_\_\_\_\_

Group Members: \_\_\_\_\_

Category	Scoring Criteria	Total Points	Score
<b>Organization</b> (15 points)	The type of presentation is appropriate for the topic and audience.	5	
	Information is presented in a logical sequence.	5	
	Presentation appropriately cites two references per person.	5	
<b>Content</b> (45 points)	Introduction is attention getting, lays out the topic/argument well, and establishes a framework for the rest of the presentation.	10	
	Vocabulary words are well defined in language appropriate for the target audience.	10	
	Presentation contains accurate information	10	
	Material included is relevant to the overall message/purpose.	10	
	There is an obvious conclusion summarizing the presentation.	5	
<b>Presentation</b> (40 points)	Speaker maintains good eye contact with the audience and is appropriately animated (e.g., gestures, moving around, etc.).	10	
	Speaker uses a clear, audible voice with good language skills and pronunciation are used. Delivery is poised, controlled, and smooth.	10	
	Visual aids are well prepared, informative, effective, captioned, explained, and not distracting.	10	
	Length of presentation is within the assigned time limits.	10	

**SEE BACK**

### Revolution Project


Objective: To create a presentation about a revolution and teach it to the class.

#### WHAT IS A REVOLUTION?

A revolution is an overthrow of a system in favor of a new system...


THE REVOLUTIONS WE ARE EXAMINING ARE...

- Scientific Revolution
- Enlightenment
- American Revolution
- French Revolution
- Haitian Revolution
- Latin American Revolution
- Industrial Revolution



### YOUR TASKS

1. Research a revolution
  1. Use your textbook and credible online websites
2. Create a PowerPoint Or Prezi Presentation
3. Create Guided/Pulse Check questions for the class to answer.
4. Present for the class 5-7 minutes



### TASK 1: RESEARCH


- I will assign you a group and a topic.
- You and your group must answer the below questions where applicable.

Basics:

- What is the name of the revolution?
- When (time period or era) did the revolution occur?
- Where was the revolution located?
- Who was involved in the revolution?
- Why did the revolution take place?


Specifics:

- What series of events that led up to the revolution?
- What events occurred during the revolution?
- What philosophies or belief systems changed or were created during the revolution?
- Were there inventions or creations made during the revolution?
- What pictures best illustrate your revolution?
- What specific vocabulary must you know to understand the revolution?



### TASK 2: CREATE A PRESENTATION

1. The whole group will create one presentation.
2. The presentation must have **10-15** slides
  1. Your title and works cited slide do not count in this total.
3. Each slide should have at least **2** areas of text and **2** images that connect with the text.
  1. You will have to explain why you chose the images you did in the footnotes of your slides or in a separate documents.
4. Create a Reference slide must use MLA format
  1. Text and picture should be included
  2. Websites like easybib.org, refme, and citation machine are helpful
  3. Examples will be provided



### TASK 3: CREATING QUESTIONS


Your group must have 3-5 questions that ask students to summarize MAIN IDEAS or THEMES about your topic.

**Pulse Check/Guided question:**

What is the significance of the Neolithic Revolution?  
How did the Neolithic Revolution impact history?

**Poor Questions:**


What else is the Neolithic Revolution called?  
When did it occur?



### TASK 4: PRESENTATIONS


Required For Presenters:

- a) Each member takes turns presenting
- b) You may not just read from the slides!
  - a) You must have a good understanding of the topic
- c) Make eye contact, speak clearly, and loudly
- d) Answer any questions at the end of your presentation.
- e) Present for 5 to 7 minutes.



Required For Students:

- a) Take notes during your peers presentation
- b) Complete provided Pulse Check/ Guided questions (This is a part of your grade)
- c) Show respect to the presenters
  - a) Never interrupt the presenters
  - b) Give your full attention to the presenters
  - c) Hold your questions until the end



## STEP 2: EXAMPLE

# The Neolithic Revolution

- The Neolithic Revolution or the Agricultural Revolution changed human history forever.

This event occurred during the Neolithic Age around 10,000 BCE.

The major change that happened during this time was that humans became more sedentary instead of nomadic.



People  
learned to  
farm and  
domesticate

